



ESSEX CHILDCARE SUFFICIENCY ASSESSMENT SUMMARY

SUMMER 2024

CHILDCARE SUFFICIENCY ASSESSMENT HEADLINES - SUMMER 2024

CONTENTS

Essex Headlines

Childcare Sufficiency Background

Types of Childcare Settings

Essex Background

Wraparound Care

Childcare Sufficiency Action Plan 2023-2024 Update

Childcare Sufficiency Action Plan 2024-2025

Resources

District Analysis – Basildon

District Analysis – Braintree

District Analysis – Brentwood

District Analysis – Castle Point

District Analysis – Chelmsford

District Analysis – Colchester

District Analysis – Epping Forest

District Analysis - Harlow

District Analysis – Maldon

District Analysis – Rochford

District Analysis - Tendring

District Analysis – Uttlesford

Parent Survey Summary 2024

Glossary/ Data sources/ Resources

CHILDCARE SUFFICIENCY ASSESSMENT – ESSEX HEADLINES - SUMMER 2024

HEADLINES

1192 Early Years providers offer the extended funded entitlement offer (30 hours)

Between 2023 and 2024, there has been an 0.5% decrease in overall capacity of childcare places.

343 responses to the 2024 childcare in Essex – Parents views survey

1144 Early Years providers offer the Funded Early Entitlement to 2 year olds(FEEE2)

1500 new places created using S106 funding

3137 eligible children are in receipt of Early Years Pupil Premium (EYPP)

Out of 1956 settings, 40.5% of childcare providers in Essex are Ofsted registered childminders.

86.8% of eligible 2-year olds are accessing their Funded Early Education Entitlement (FEEE2)

98.1% of funded Early Years providers are rated by Ofsted as Good or Outstanding

There are currently 112 Primary School Nurseries across Essex

CHILD CARE SUFFICIENCY ASSESSMENT SUMMARY - SUMMER 2024

BACKGROUND

Background

All Local Authorities are required by the Department for Education (DfE) to publish an annual report to elected council members on how they are meeting their duty to secure sufficient childcare; and make this report publicly available and accessible to parents.

This report reflects the data that has been submitted to Essex County Council by childcare providers across Essex and relates to the available childcare places during the summer term 2024. An overall Essex position is presented, followed by summary information for each district area within Essex.

This report is part of a wider suite of intelligence used by the Early Years and Childcare Service to assess the sufficiency of childcare places in Essex, which includes information at a lower geographical level than is presented in this summary document.

Entitlement to Funded Childcare Places

Some children are entitled to childcare, funded by the government. These entitlements are for 38 weeks per year, or 570 hours stretched across 52 weeks.

- Children aged 2 whose families receive certain benefits (including low-income families in receipt of in-work benefits), or those who meet additional non-economic criteria, are entitled to up to 15 hours per week. Nationally, about 40% of two-year-olds are entitled to this offer. In Essex, around 24% of two-year-olds are entitled to this offer.
- All children aged 3 & 4 are entitled to up to 15 hours per week until they start reception class in school
- Children aged 3 & 4 where both parents are working, or from lone parent families where that parent is working, are entitled to up to an additional 15 hours (30 hours) per week until they start reception class in school. This funding began in September 2017.
- Children aged over 9 months - 3 years where both parents are working, or from lone parent families where that parent is working, are entitled to up to 15 hours per week. This funding began in phases from April 2024. It will be expanded further in September 2025.

Short Breaks Scheme

Short Breaks gives families the chance to take a break from their normal routines and enjoy activities together. Services include Clubs and Activities, such as after-school, holiday and weekend clubs, sports, arts and crafts, outdoor activities and drama and music clubs. It also includes access to Caravans and Beach huts as well as other activities. For information on eligibility please visit <https://shortbreaks.essex.gov.uk/> (see resources section for hyperlinks)

CHILDCARE SUFFICIENCY ASSESSMENT SUMMARY - ESSEX - SUMMER 2024

TYPES OF CHILDCARE SETTINGS

Types of Childcare Settings

All Ofsted registered early years, and childcare settings have a duty under the Equality Act 2010 and the SEND Code of Practice 2015 to be inclusive and meet the needs of children with Special Educational Needs and Disabilities (SEND).

Pre-schools and school run nurseries

These offer care, learning through play and early education for children up to 5 years old. This can be sessional or all day and is usually provided in term time for children aged between 2 and 5 years old. It is important to ask your provider about the days and hours their service operates to make sure it meets your requirements. They are registered and inspected by Ofsted to ensure that they follow the Early Years Foundation Stage (EYFS) which sets the standards for the learning, development and care of children from birth to 5 years old.

Day Nurseries

These provide full or part-time care, learning through play and early education for children from babies up to 5 years old. Some may also provide care for older children before or after school, and during school holidays. They usually open from 7am to 6pm and operate all year round, including school holidays. They are registered and inspected by Ofsted to ensure that they follow the Early Years Foundation Stage (EYFS) which sets the standards for the learning, development and care of children from birth to 5 years old.

Maintained nursery schools

These offer care, learning through play and early education for children up to 5 years old. This is sessional or all day and is provided in term time for children aged between 2 and 5 years old. They are registered and inspected by Ofsted to ensure that they follow the Early Years Foundation Stage (EYFS) which sets the standards for the learning, development and care of children from birth to 5 years old. Maintained nursery schools have a headteacher and teachers who are responsible for no more than 13 children at any one time. There are 2 maintained nursery schools in Essex and they are both in Chelmsford.

Independent schools

These are usually run by private or voluntary organisations and are also known as private schools. Some independent schools have nursery classes (the same as a school nursery class). They are registered and inspected by Ofsted and the independent Schools Inspectorate (ISI) to ensure that they follow the Early Years Foundation Stage (EYFS) which sets the standards for the learning, development and care of children from birth to 5 years old. Some will only offer places to children who are going to attend the school.

Childminders

They provide full or part-time care, learning through play and early education for children from babies up to 5 years old. Some may also provide care for older children before or after school, and during school holidays. Childminders work from their own homes and often offer flexible hours. Because they care for a smaller group of children, the learning may take place at home or out and about. They are registered and inspected by Ofsted to ensure that they follow the Early Years Foundation Stage (EYFS) for childminders which sets the standards for the learning, development and care of children from birth to 5 years old in a childminder setting.

Childminder agencies

Some Childminders choose to be registered with a childminder agency (CMA) rather than directly with Ofsted. CMAs are licensed by Ofsted to register childminders on their behalf. CMAs are inspected by Ofsted annually. They give ongoing support and training to the childminders who are registered with them, and they ensure that they are following the Early years Foundation Stage (EYFS) for childminders.

Out-of-school care

These provide care and activities to fit around school hours for school-aged children. Out-of-school care includes breakfast clubs and after-school clubs (also known as wraparound care) and holiday childcare during school holidays. They are registered and inspected by Ofsted if they care for children under 8 years old.

Crèches

A crèche provides occasional care for limited periods of time. This could be if you are going shopping, attending a course or going to the gym. Crèches are not a long-term childcare option, and a parent or carer needs to remain close by. They are not always required to be registered with Ofsted.

Nannies

Nannies provide childcare in your own home and can look after children of any age. Nannies can choose to register with Ofsted and deliver the EYFS but this is not a requirement.

Babysitters

Babysitters provide childcare in your own home on an occasional basis. This is often outside of the usual hours of a registered childcare provider. Evenings and weekends are the most common times to use a babysitter. They are not registered with Ofsted. Our childcare provider finder does not include nannies and babysitters.

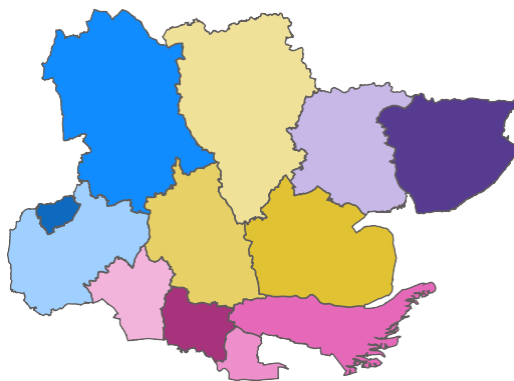
CHILDCARE SUFFICIENCY ASSESSMENT SUMMARY - ESSEX - SUMMER 2024

BACKGROUND

Essex County Council Districts

The county of Essex covers 14 districts, Essex County Council is made up of 12 of these districts as Southend and Thurrock are unitary authorities.

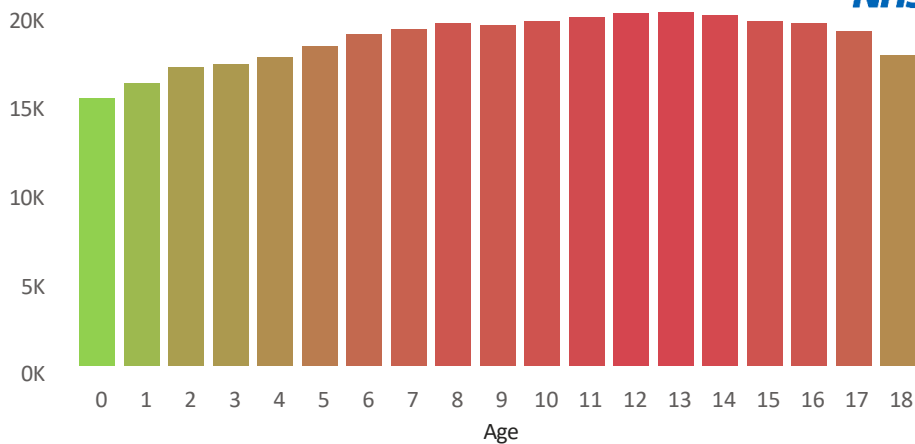
This report goes through demand and supply of childcare provision in each of the 12 districts.



Demand

In Essex the population is evenly distributed between age groups. The most prominent age group is 10-14 which constitutes 28.2% of the 0-19 population (98,513 children). The least populous age group is those aged 15-18 (21.5%).

GP Reg broken down by Age - 2024



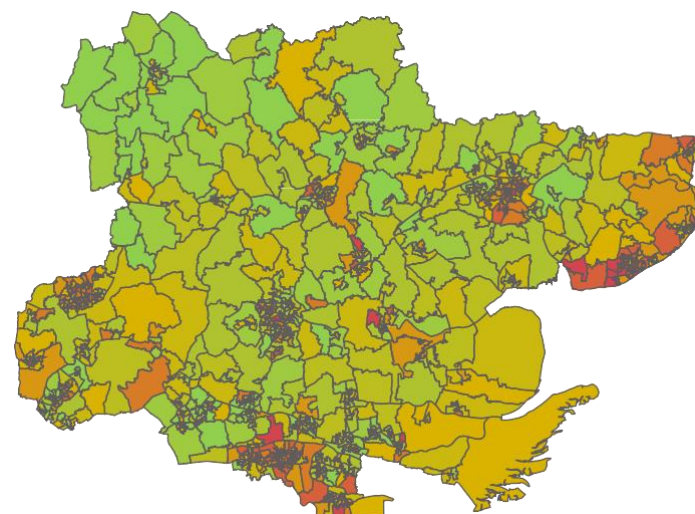
Deprivation

A Lower Layer Super Output Area is a geographic area designed to improve the reporting of small area statistics in England and Wales. They normally comprise of between 400 and 1,200 households and have a usually resident population between 1,000 and 3,000 persons. This allows us to compare areas across the country as the populations are comparable.

The income deprivation affecting children index (IDACI) measures the proportion of all children aged 0 to 15 living in income deprived families in different local areas (called 'lower-layer super output areas', or LSOAs) across England. The lower the IDACI decile the more deprived the area is.

In Essex there are 872 LSOAs in total. Of these 5.4% are in the 10% most deprived LSOAs in the country. Essex has an average IDACI score of 0.144 which is ranked 101 out of 151 local authorities in England (where 1 is the most deprived). For context Tower Hamlets is the most deprived local authority and Isles of Scilly are the least.

IDACI Decile (where 1 is most deprived) by LSOA



CHILDCARE SUFFICIENCY ASSESSMENT SUMMARY - ESSEX - SUMMER 2024

BACKGROUND

Funded Early Education Entitlement (FEEE)

All children are entitled to 15 hours per week of Funded Entitlement starting the term following their third birthday. Parents can choose any nursery, preschool setting or childminder offering the funding. The offer can be taken for 15 hours per week over 38 weeks or stretched over 39-52 weeks depending on the business model. Since September 2017, working parents of three and four-year olds have been able to access 30 hours per week of Funded Entitlement if they meet the criteria. <https://eycp.essex.gov.uk/funding/free-early-education-entitlement-for-three-to-four-year-olds/>

Funded Early Education Entitlement for 2-Year-olds (FEEE2)

Two-year-old funded children can only be placed in settings (including with childminders) that have received an Ofsted grading of 'Good' or 'Outstanding' or newly registered settings that are awaiting their first registration. 2-year-old funding is provided for up to 15 hours per week for eligible 2-year-olds. Nationally, up to 40% of 2-year-olds can also claim 15 hours a week of funded childcare if they fulfil certain criteria. For further information on Two-Year-Old Funding and the criteria for children to access Two-Year-Old Funding: <https://www.essex.gov.uk/children-young-people-and-families/early-years-and-childcare/help-childcare-costs/funded-1>

Unemployment (at end of August)

Between 2023 and 2024 the rate of unemployment in Essex has increased to 3.2%. For context this is 1.1% less than the overall rate in England.



Funded Early Education

Entitlement 3 & 4 year old (based on Summer Term)

Essex has an overall rate of 91.8% of families making use of FEEE 3 & 4-year-old entitlement. This represents an increase of 1.3% on the same period last year.

Funded Early Education Entitlement (based on Summer Term) 2-year-old

Essex has an overall rate of 86.8% of eligible parents accessing funding. This represents an increase of 4.8% on the same period last year.

Summer 2023

92.3%

Summer 2024

91.8%

England Summer 2024

94.9%

Summer 2023

82.0%

Summer 2024

86.8%

England Summer 2024

74.8%

CHILDCARE SUFFICIENCY ASSESSMENT SUMMARY - ESSEX - SUMMER 2024

BACKGROUND

Quality of Childcare Provision

All Early Years and Childcare providers must register with and be inspected by Ofsted, who give an overall grade for the quality of their provision. Childminders and private and voluntary childcare providers are on the Early Years Register, and schools and standalone maintained nursery schools are on the schools’ register. The grades for both registers are equivalent. Schools with nurseries have an overall inspection grade, which is part of the early year’s effectiveness grade within a whole school inspection. Both schools and Early Years and Childcare providers have four possible Ofsted grades: Outstanding, Good, Requires Improvement, or Inadequate.

There are a total of 1223 inspected childcare providers in Essex. 98.1% of those funded by ECC, and that have been inspected, received a judgement of Good or Outstanding. This compares with 96.2% at the same period last year, an increase of 1.9%. Overall, 97.2% of providers achieve this standard.

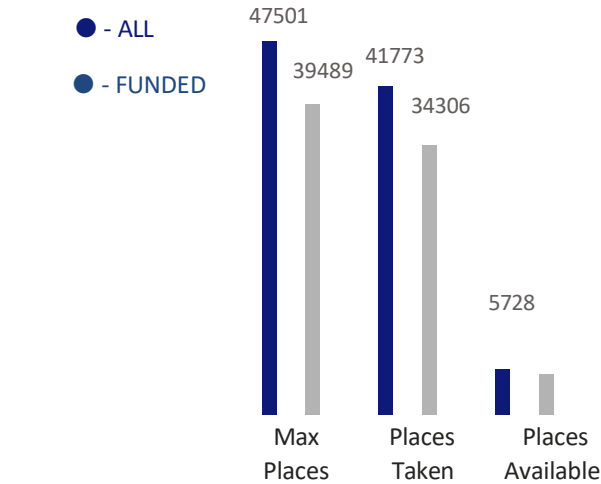


Funded Providers
Good/Outstanding

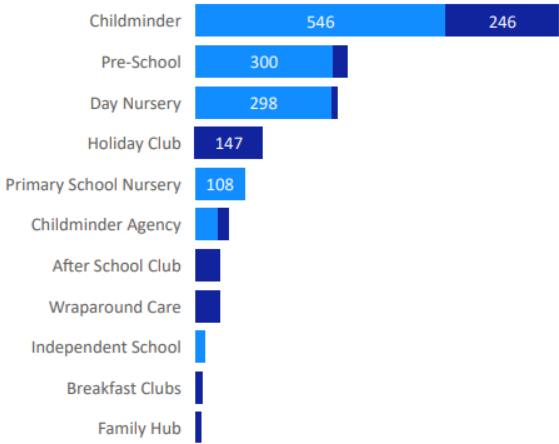
98.1%

All Providers
Good/Outstanding

97.2%



FUNDED FUNDED NOT FUNDED



CHILDCARE SUFFICIENCY ASSESSMENT SUMMARY – ESSEX – SUMMER 2024

WRAPAROUND CARE

Childcare Reforms and Wraparound provision

In Spring 2023 the government announced a National Wraparound Programme. The aim is to support all working families that need access to wraparound childcare provision in their local area. Essex County Council are committed to work with providers to ensure there is sufficient provision for all parents that require it. To help to meet these ambitious targets, the Department for Education announced £6.9 million of funding for Essex over the next 2 years to assist with the creation of new childcare places for primary school aged children from 8am until 6pm during term time. We would expect to have further detail regarding the availability of wraparound provision in schools, as well as details of new or expanded provision that has been created to meet the increased demand, in our future Childcare Sufficiency Assessments.

Wraparound provision

Breakfast, Afterschool and Holiday club provision is delivered by Ofsted registered early years and childcare providers as well as schools and childminders.

Private, Voluntary and Independently (PVI) registered Wraparound

Across Essex, PVI providers deliver wraparound provision in all districts. These may differ, based on providers. Holiday clubs may not be available during all holidays.

District	Breakfast Club (BC)	Afterschool Club (ASC)	Wraparound (BC & ASC)	Holiday Club
Basildon	1	6	3	22
Braintree	0	1	4	10
Brentwood	1	6	2	13
Castle Point	0	1	1	7
Chelmsford	1	6	4	29
Colchester	0	9	4	24
Epping Forest	1	8	1	14
Harlow	2	4	6	9
Maldon	1	2	0	2
Rochford	1	1	0	4
Tendring	0	1	0	4
Uttlesford	5	6	4	13

CHILDCARE SUFFICIENCY ASSESSMENT SUMMARY – ESSEX – SUMMER 2024

CHILDCARE SUFFICIENCY ACTION PLAN 2023/2024 (UPDATE)

Focus	Action	Impact/ success measures	2023/2024 Outcomes
Recruitment and retention of Early Years practitioners	<p>‘Make a Change, Build a Future’ recruitment campaign launched in October 2023</p> <p>Ongoing promotion and development of campaign</p>	<p>Increased awareness of early years and Childcare as a career option</p> <p>Increased traffic to the job vacancies page, with increase in jobs advertised.</p> <p>Increase in new childminder registrations.</p> <p>Qualified and experienced EY practitioners return to the sector</p>	<p>Campaign closing September 2024.</p> <p>1093% increase in providers using EY jobs website.</p> <p>47 new Childminder registrations</p> <p>6,967,240 impressions on social media.</p>
Shortage of flexible childcare options to support parents working shift patterns	<p>Link to Early Years Strategy aims to support working families:</p> <p>Information on accessing informal childcare through a Baby-Sitting agency added to the Essex FIS website.</p> <p>Encourage childcare providers to consider more flexible options for parents working shift patterns.</p> <p>EYCC are collaborating with employers to best understand their needs, with the aim to provide access to a broad range of information for prospective parents at MAT B1 stage that will enable them to make informed decisions.</p>	<p>Parents will have informed access to flexible childcare options.</p> <p>Extended access to Funded Early Educational Entitlement (FEEE) outside of ‘normal’ business hours – evenings and weekends.</p> <p>Employers will be able to provide information to their workforce that will help them to make informed decisions relating to their maternity and childcare options.</p>	<p>FIS website updated to include information for parents looking for more flexible childcare options.</p> <p>Website updated to encourage providers to offer flexible working patterns to support with recruitment and retention of high- quality staff.</p> <p>Employers have been engaged in an EY Strategy workstream with a focus on enabling Employers to support their staff at an earlier stage.</p>

Insufficient access to childcare places in some parts of the county.	<p>Childcare sufficiency data (collected in summer term) analysed and mapped to identify specific areas where there is a predicted shortfall of childcare places.</p> <p>Data reviewed against predicted increase in demand linked to the childcare reforms. Release Section 106 capital funding opportunities to generate new childcare places in these key areas.</p> <p>Initial implementation plan developed linked to the Childcare reforms.</p>	<p>Sufficient provision of Early Years and Childcare places in areas of need.</p> <p>Develop greater understanding of areas of needs/gaps in provision supported by data.</p> <p>Section 106 opportunities released where demand is known.</p> <p>Business Management Consultants hold regular workshops.</p>	<p>Targeted Programme of funding opportunities through the DfE Childcare Reforms and S106 to create new EY&C places.</p> <p>Mapping and detailed data collection/provider surveys used to inform identification of priority areas.</p> <p>Countywide marketing of Capital funding opportunities and support offered to the sector.</p>
Affordability of childcare places is a barrier to some families accessing the support they need.	<p>Ongoing promotion of the Funded Early Education Entitlement (FEEE) Link to Early Years Strategy: Better information for parents – improve information available on FIS and TLC websites on financial support for families (Tax free childcare, etc...)</p> <p>Promotion of the Funded Early Education Entitlement for parents</p> <p>Work in partnership with Active Essex HAF (Holiday Activity Fund)) for wrap around</p>	<p>Increased take up of FEEE places for 2-, 3- & 4-year- olds and increased take up of the extended offer (30 hours).</p> <p>Children will have access to a quality Early Years' experience giving them the opportunity to have the Best Start in life.</p> <p>Working families will be aware of and have access to HAF sessions during school holidays</p>	<p>Increased take up of FEEE2 Increased take up of FEEE 3&4 (working families)</p> <p>Childcare providers accessing Capital funding are required to offer Tax free Childcare.</p> <p>HAF Programme has run throughout the year and access supported by information to parents.</p>
Poor availability of wrap around care for school age children in some parts of the county.	<p>Wrap around survey conducted with schools to understand current wrap around provision offer and identify gaps.</p> <p>Data analysed to inform planning linked to childcare Reforms.</p> <p>Actions added into Childcare reforms implementation plan</p>	<p>Increased availability of wrap around childcare places to support working families.</p> <p>Employers reporting that childcare is less of an issue in the retention of staff.</p>	<p>DfE Programme of wraparound capital and revenue funding opportunities rolled out across the county based on identification of priority target areas. Programme continuing on a universal basis.</p>

<p>Lack of access to flexible childcare options for children with SEND in some parts of the county.</p>	<p>Ongoing analysis of information received through childcare brokerage, consultation with families and Early Years providers to understand need and identify gaps in provision.</p> <p>Links to Early Years strategy</p> <p>Logging and analysis of brokerage requests</p> <p>Collaborative working with Early Years and Childcare and SEND teams to support brokerage for parents.</p>	<p>Sufficient provision of Early Years and Childcare places for children with SEND.</p> <p>Improved information for parents to support access to inclusive services.</p> <p>Training and support in place for Early years providers.</p> <p>Information in SEND newsletter for parents.</p> <p>Clearer pathways and information available for parents.</p>	<p>New posts created to support childcare providers to further develop their early intervention strategies and offer fully inclusive provision.</p> <p>Essex Local Offer website updated to improve accessibility to information.</p> <p>‘Ordinarily Available’ Framework rolled out across Essex.</p>
---	--	--	--

CHILDCARE SUFFICIENCY ASSESSMENT SUMMARY – ESSEX – SUMMER 2024

CHILDCARE SUFFICIENCY ACTION PLAN 2024/2025

Focus	Action	Impact/ success measures
Childcare Reforms (Childcare Expansion)	<p>Childcare Expansion of 15-hour FEEE places for Children from 9 months for eligible working parents</p> <p>813 additional places for children under 3 to be created countywide.</p> <p>Mapping supply and demand of childcare places</p>	<p>Parents can access the childcare they need, in their local area, to support them to access work and training opportunities.</p> <p>Clear understanding of supply and demand across the county</p> <p>Identified areas of risk in terms of sufficient childcare places</p>
Childcare Reforms (Wraparound Provision)	<p>Creation of wraparound provision linked to schools in areas identified as priority.</p> <p>Undertake provider survey.</p> <p>Mapping supply and demand of childcare places</p>	<p>All schools will be meeting the DfE expectation that parents will be able to access wraparound provision either at the school OR they will be signposted by the school to local wraparound provision.</p> <p>Comprehensive understanding of the barriers and challenges to delivering wraparound provision connected to all schools.</p> <p>Identified areas of risk in terms of sufficient wraparound childcare places and the ability to offer targeted support</p>
Improved access to funding support for parents	<p>Ensure information, advice and guidance is in place for all parents looking to access a funded childcare place.</p>	<p>Parents can access a full range of information on the ECC Family Information Service website.</p> <p>Support processes are in place to support parents to access funding codes.</p> <p>Communications delivered to parents to increase awareness</p>
Childcare Sufficiency Data collection	<p>Creation of a robust data set following submission of provider sufficiency data in the summer term.</p> <p>Data cleansing to ensure accuracy. Identification of areas with low capacity</p>	<p>Robust data set gives an accurate reflection of the EY&C sector.</p> <p>Anecdotal feedback is supported by data.</p>

S106 capital funding opportunities	<p>Capital funding opportunities offered to the sector by the end of Autumn 2024.</p> <p>Evaluation and award of funding</p> <p>Opportunity release informed by supporting data ensuring the sector is supported and not compromised.</p> <p>Improve and streamline application processes.</p>	<p>Funding opportunities released and applications received.</p> <p>Funding awarded and completed governance in place.</p> <p>Processes refined based on learning from former projects.</p> <p>Monitoring processes in place.</p>
Parents Voice	Publish a survey to gather parent feedback on the EY&CC system.	<p>Parent voice heard and responses analysed. Insight gathered to inform EYCC planning</p>
Local Development Plans	Contribute towards the creation of LDPs to ensure Early Years Provision is secured	Early Years places are provided within Local Delivery Plans.

CHILDCARE SUFFICIENCY RESOURCES - SUMMER 2024

WEBLINKS

IDACI Data	http://opendatacommunities.org/def/concept/general-concepts/imd/idaci
Disability Access Funding	https://eycp.essex.gov.uk/funding/disability-access-fund/
EYPP Funding	https://eycp.essex.gov.uk/funding/early-years-pupil-premium/
3 & 4 Year Old Funding	https://eycp.essex.gov.uk/funding/funded-early-education-entitlement-for-three-to-four-year-olds/
Two-Year-Old Funding	https://eycp.essex.gov.uk/funding/funded-early-education-entitlement-for-two-year-olds/
Short Breaks Scheme Link	https://shortbreaks.essex.gov.uk/
NOMIS Unemployment Data	https://www.nomisweb.co.uk/reports/lmp/la/contents.aspx
ONS Population Estimates	https://www.ons.gov.uk/peoplepopulationandcommunity/populationandmigration/populationestimates/datasets/populationestimatesforukenglandandwalesscotlandandnorthernireland
ONS Population Projections	https://www.ons.gov.uk/peoplepopulationandcommunity/populationandmigration/populationprojections/datasets/localauthoritiesinenglandtable2

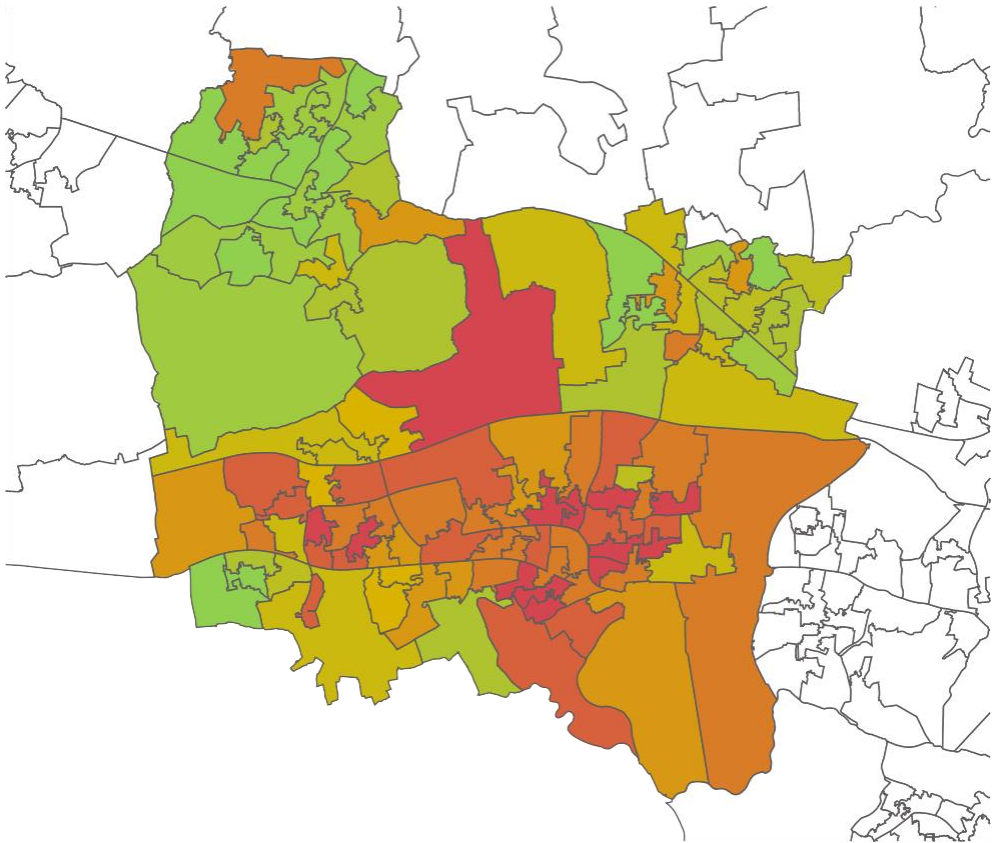
CHILD CARE SUFFICIENCY ASSESSMENT SUMMARY - BASILDON - SUMMER 2024

DISTRICT ANALYSIS

Deprivation

In Basildon there are 110 LSOAs in total. Of these 11.8% are in the 10% most deprived LSOAs in the country. This is the second highest level of deprivation in Essex. The most deprived LSOA in the district is ranked 362 out of 32,844 LSOAs in England.

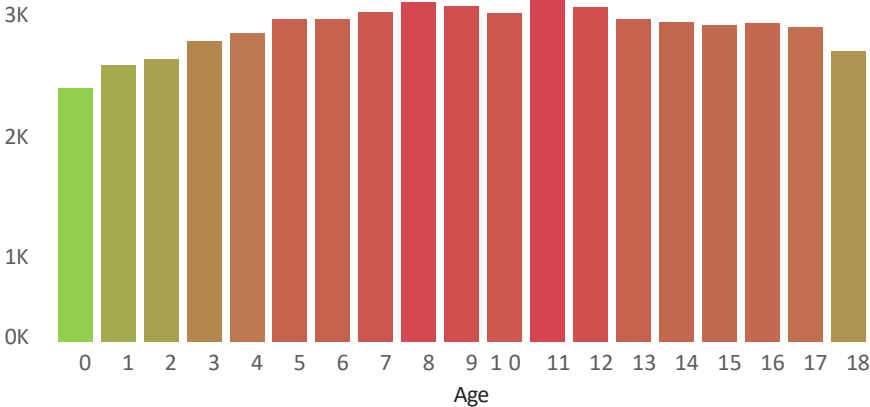
IDACI Decile (where 1 is most deprived) by LSOA



Demand

The population is evenly distributed between age groups. The most prominent age group is 5-9 which constitutes 27.7% of the 0-19 population (13,639 children). The least populous age group is those aged 15-18 (20.8%).

GP Reg broken down by Age - 2024

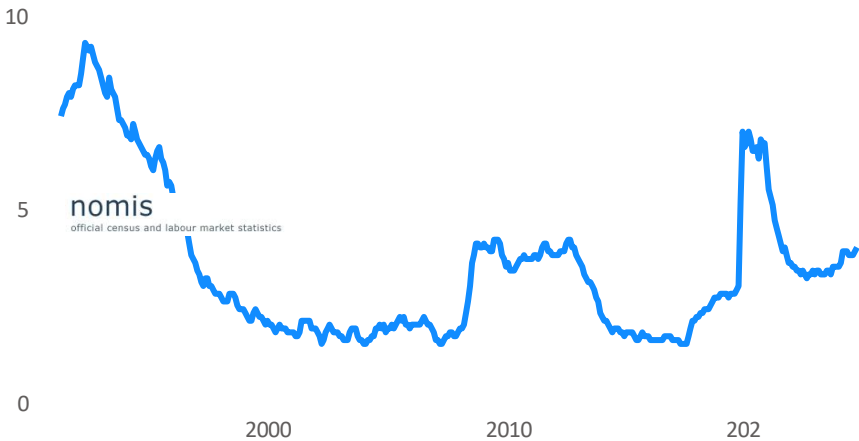


NHS

Unemployment (at end of August)

Between 2023 and 2024 the rate of unemployment in Basildon has increased to 4.0%. This is the third highest rate amongst the Essex districts. For context this is 0.8% higher than the overall rate in Essex.

% of the Population Unemployed (16yo +)

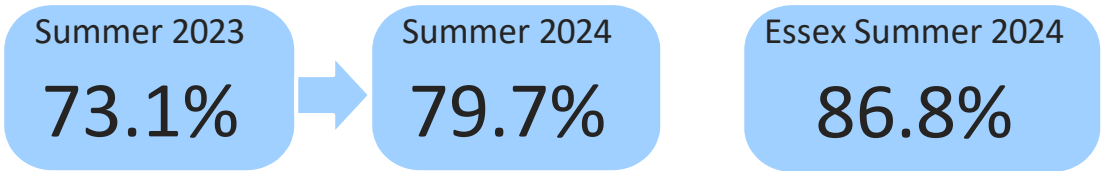


CHILDCARE SUFFICIENCY ASSESSMENT SUMMARY - BASILDON - SUMMER 2024

DISTRICT ANALYSIS

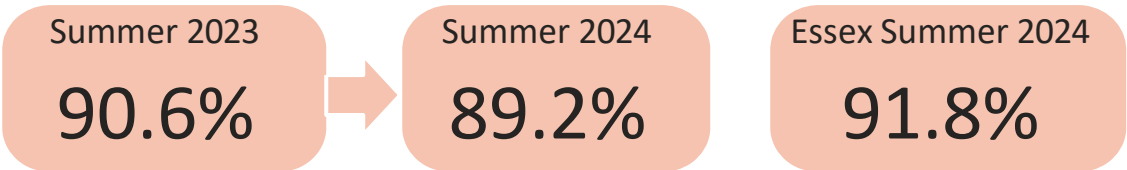
Funded Early Education Entitlement (based on Summer Term) for 2-year-olds

Basildon has the tenth highest rate of 2-year-old take up in Essex with 79.7% of eligible parents accessing funding. This represents an increase of 6.6% on the same period last year.



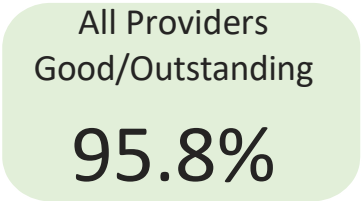

Funded Early Education Entitlement for 3- & 4-year-olds (based on Summer Term)

Basildon has the second lowest rate of 3 & 4-year-old funding take up in Essex with 89.2% of families making use of FEEE – 3 & 4-year-old entitlement. This represents a decrease of 1.4% on the same period last year.

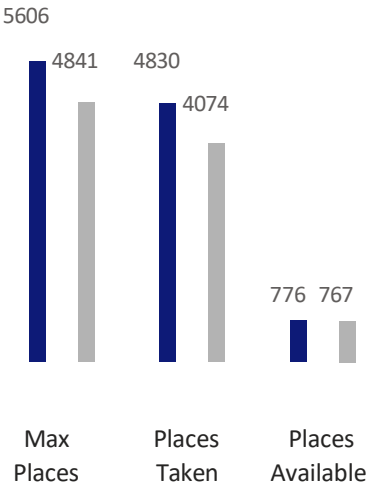


Quality of Childcare Provision

There are a total of 169 inspected childcare providers in Basildon. 100.0% of those funded by ECC, and that have been inspected, receive a judgement of Good or Outstanding. This compares with 95.3% at the same period last year, an increase of 4.7%. Overall, 100% of providers achieve this standard.



- - ALL
- - FUNDED



Capacity

Basildon has the eighth highest rate of childcare occupancy in Essex with 86.2% of funded childcare places taken (with 776 vacancies). This represents an increase of 3.0% on the same period last year. This compares with an average of 87.9% occupancy across Essex as a whole.

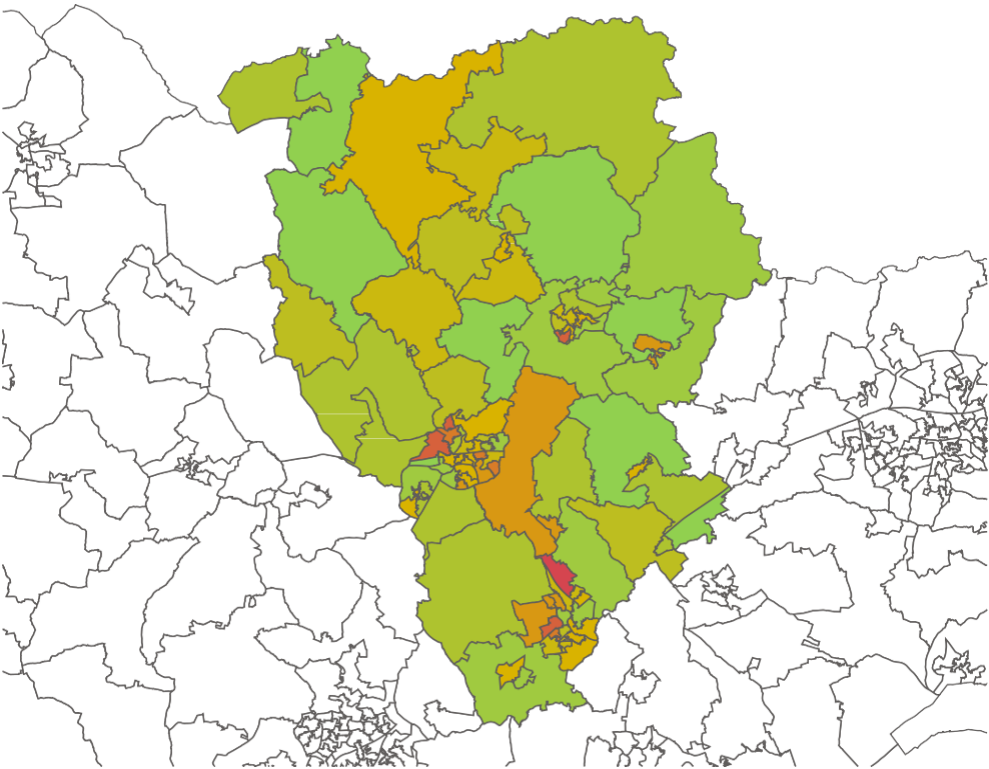
CHILDCARE SUFFICIENCY ASSESSMENT SUMMARY - BRAINTREE - SUMMER 2024

DISTRICT ANALYSIS

Deprivation

In Braintree there are 87 LSOAs in total. Of these 1.1% are in the 10% most deprived LSOAs in the country. This is the ninth highest level of deprivation in Essex. The most deprived LSOA in the district is ranked 3001 out of 32,844 LSOAs in England.

IDACI Decile (where 1 is most deprived) by LSOA

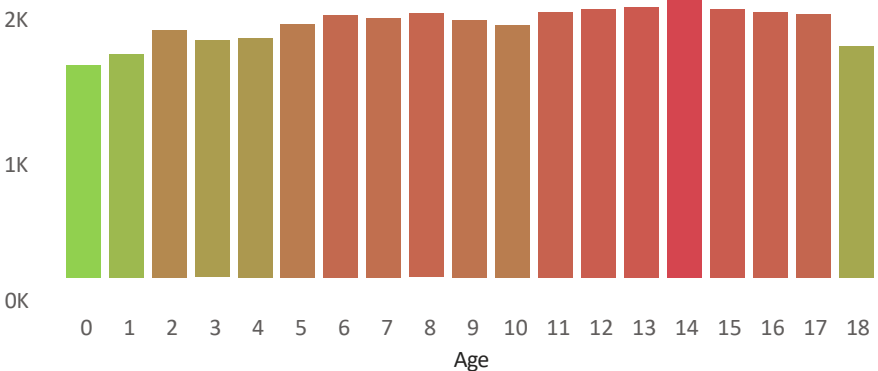


Demand

The population is evenly distributed between age groups. The most prominent age group is 10-14 which constitutes 27.7% of the 0-19 population (9,738 children). The least populous age group is those aged 15-18 (21.3%).

GP Reg broken down by Age - 2024

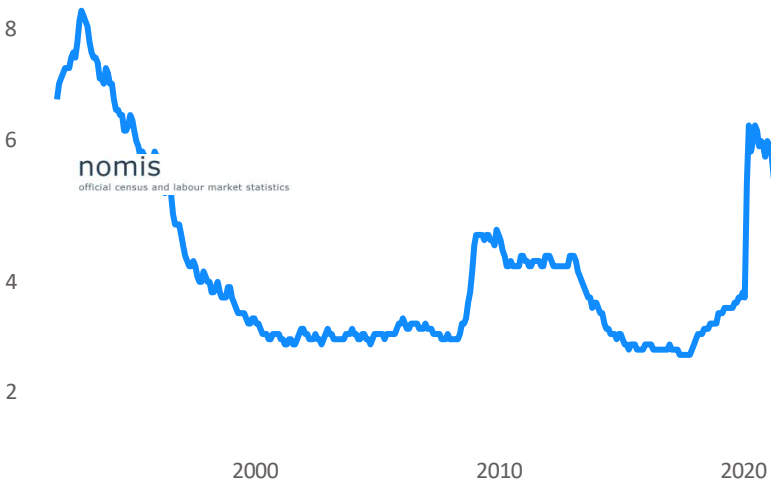
NHS



Unemployment (at end of August)

Between 2023 and 2024 the rate of unemployment in Braintree has increased to 2.9%. This is the sixth highest rate amongst the Essex districts. For context this is 0.3% less than the overall rate in Essex.

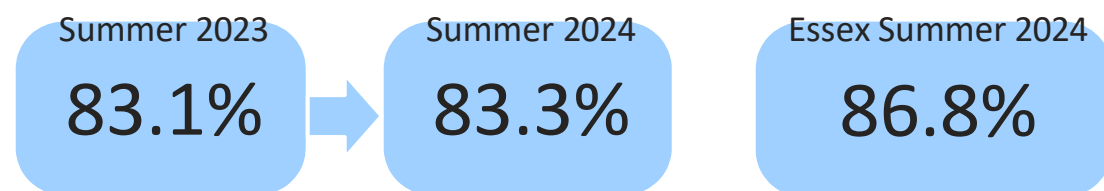
% of the Population Unemployed (16yo +)



CHILDCARE SUFFICIENCY ASSESSMENT SUMMARY - BRAINTREE - SUMMER 2024

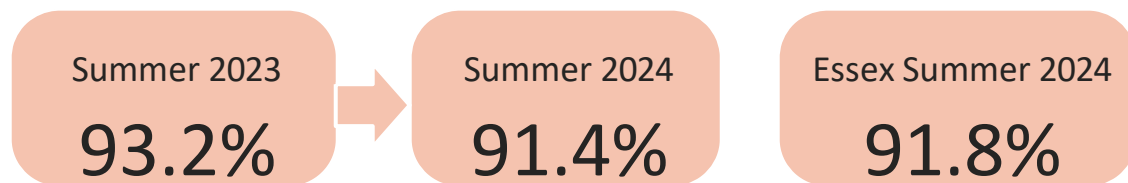
Funded Early Education Entitlement (based on Summer Term) for 2-year-olds

Braintree has the ninth highest rate of 2-year-old funding take up in Essex with 83.3% of eligible parents accessing funding. This represents an increase of 0.2% on the same period last year.



Funded Early Education Entitlement for 3- & 4-year-olds (based on Summer Term)

Braintree has the seventh highest rate of 3 & 4-year-old take up in Essex with 91.4% of families making use of FEEE 3& 4-year-old entitlement. This represents a decrease of 1.8% on the same period last year.



Quality of Childcare Provision

There are a total of 113 inspected childcare providers in Braintree. 99.0% of those funded by ECC, and that have been inspected, receive a judgement of Good or Outstanding. This compares with 96.1% at the same period last year, an increase of 2.9%. Overall, 97.4% of providers achieve this standard.



Funded Providers
Good/Outstanding

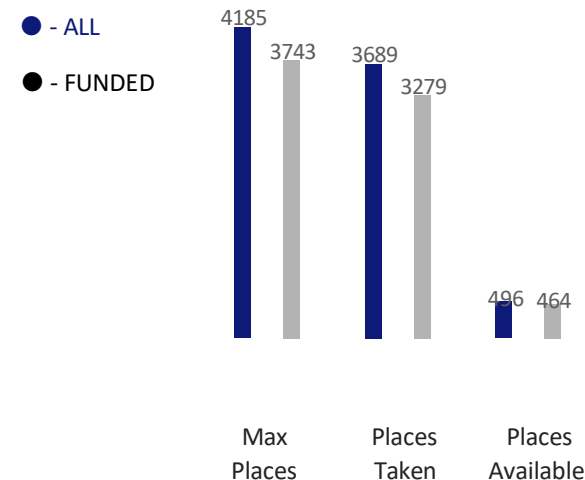
99.0%

All Providers
Good/Outstanding

97.4%

Capacity

Braintree has the sixth highest rate of childcare occupancy in Essex with 88.1% of funded childcare places taken (with 496 vacancies). This represents an increase of 3.5% on the same period last year. This compares with an average of 87.9% occupancy across Essex as a whole.



CHILDCARE SUFFICIENCY ASSESSMENT SUMMARY - BRENTWOOD - SUMMER 2024

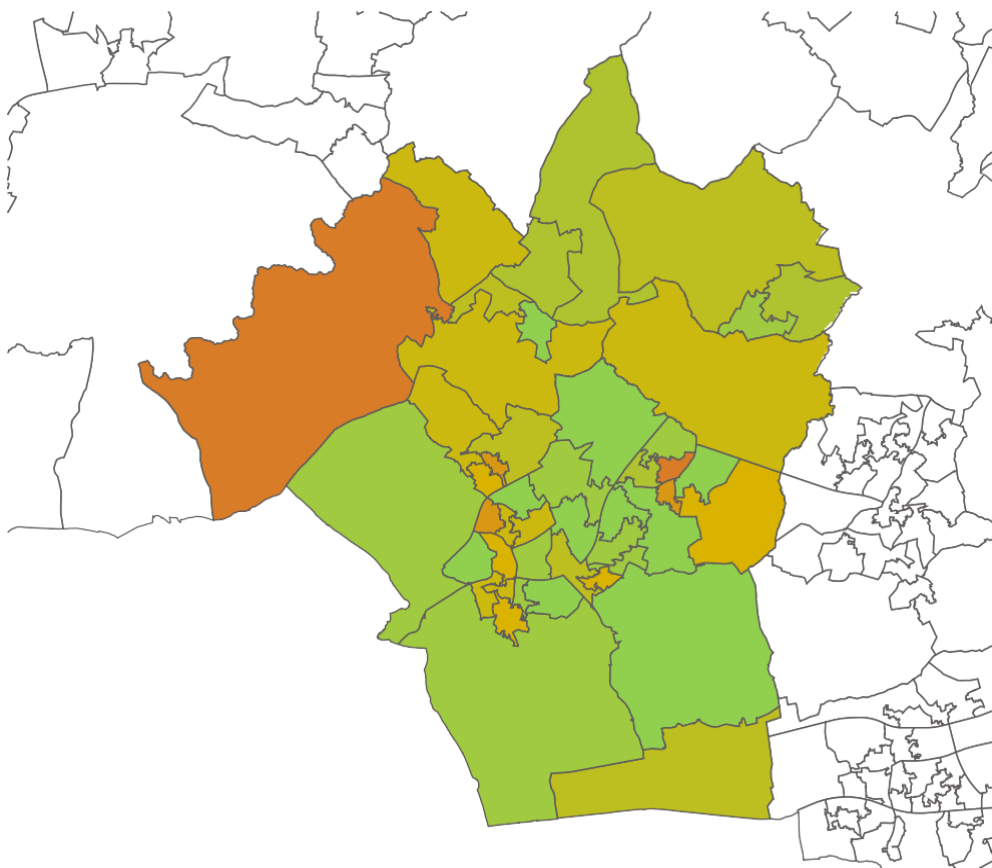
DISTRICT ANALYSIS



Deprivation

In Brentwood there are 46 LSOAs in total. Of these 0.0% are in the 10% most deprived LSOAs in the country. This is the tenth highest level of deprivation in Essex. The most deprived LSOA in the district is ranked 7255 out of 32,844 LSOAs in England.

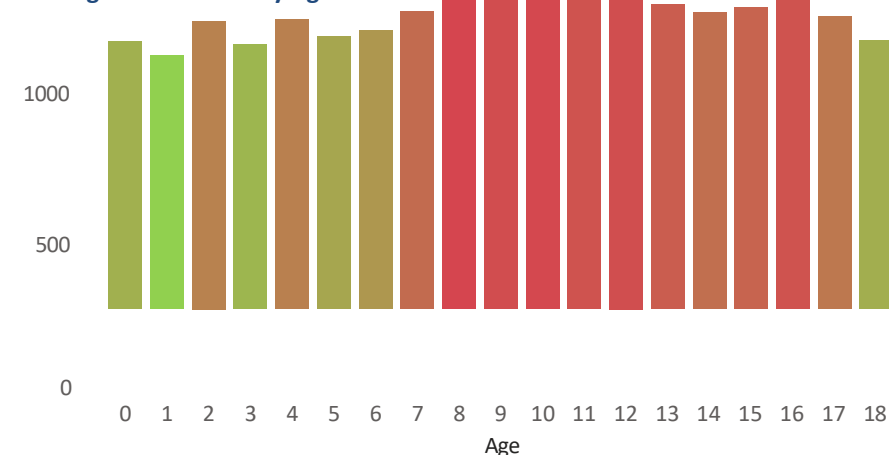
IDACI Decile (where 1 is most deprived) by LSOA



Demand

The population is very evenly distributed between age groups. The most prominent age group is 10-14 which constitutes 27.7% of the 0-19 population (4,943 children). The least populous age group is those aged 15-18 (21.1%).

GP Reg broken down by Age - 2024



Unemployment (at end of August)

Between 2023 and 2024 the rate of unemployment in Brentwood has increased to 2.6%. This is the ninth highest rate amongst the Essex districts. For context this is 0.6% less than the overall rate in Essex.

% of the Population Unemployed (16yo +)

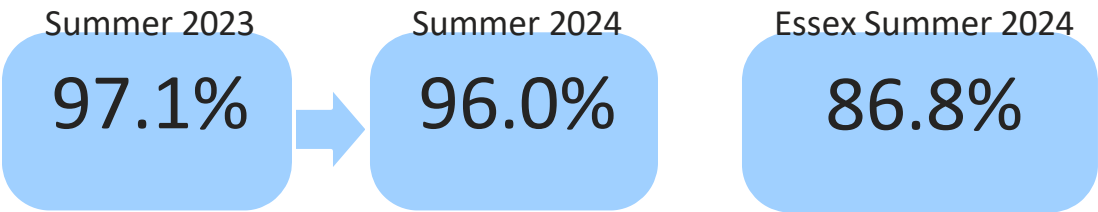


CHILDCARE SUFFICIENCY ASSESSMENT SUMMARY - BRENTWOOD - SUMMER 2024

DISTRICT ANALYSIS

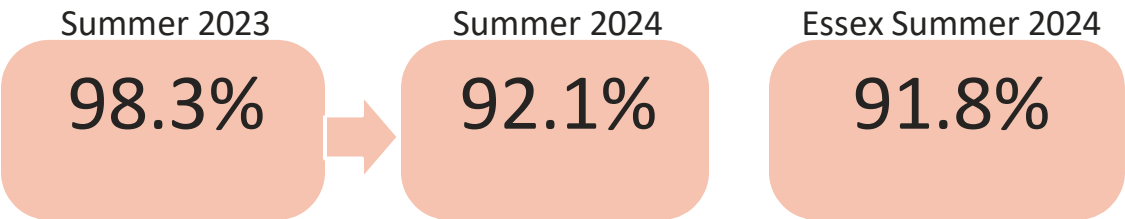
Funded Early Education Entitlement (based on Summer Term) for 2 year olds

Brentwood has the fourth highest rate of 2-year-old take up in Essex with 96.0% of eligible parents accessing funding. This represents a decrease of 1.1% on the same period last year.



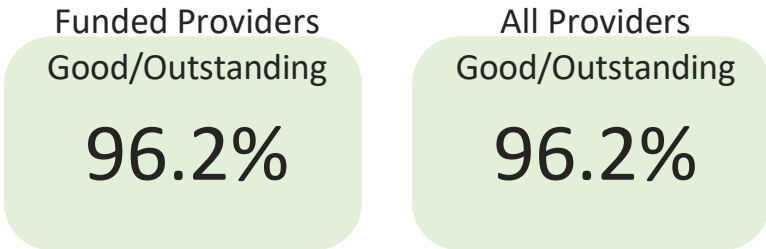
Funded Early Education Entitlement for 3- & 4-year-olds (based on Summer Term)

Brentwood has the fifth highest rate of 3 & 4-year-old take up in Essex with 92.1% of families making use of FEEE 3&4 year old entitlement. This represents a decrease of 6.2% on the same period last year.



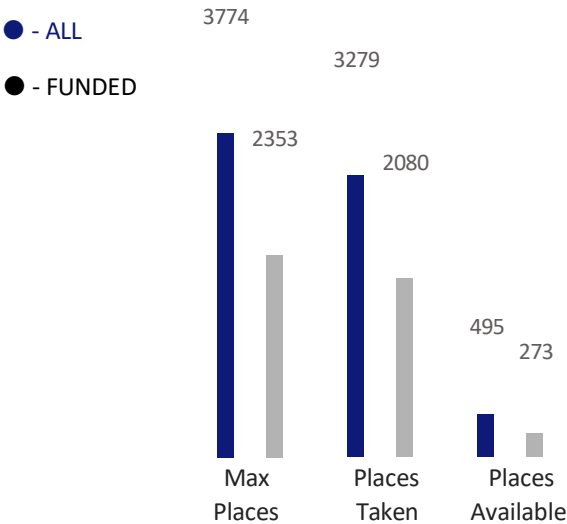
Quality of Childcare Provision

There are a total of 79 inspected childcare providers in Brentwood. 96.2% of those funded by ECC, and that have been inspected, receive a judgement of Good or Outstanding. This compares with 98.1% at the same period last year, a decrease of 1.9%. Overall, 96.2% of providers achieve this standard.



Capacity

Brentwood has the second lowest rate of childcare occupancy in Essex with 86.9% of funded childcare places taken (with 495 vacancies). This represents an increase of 2.3% on the same period last year. This compares with an average of 87.9% occupancy across Essex as a whole.



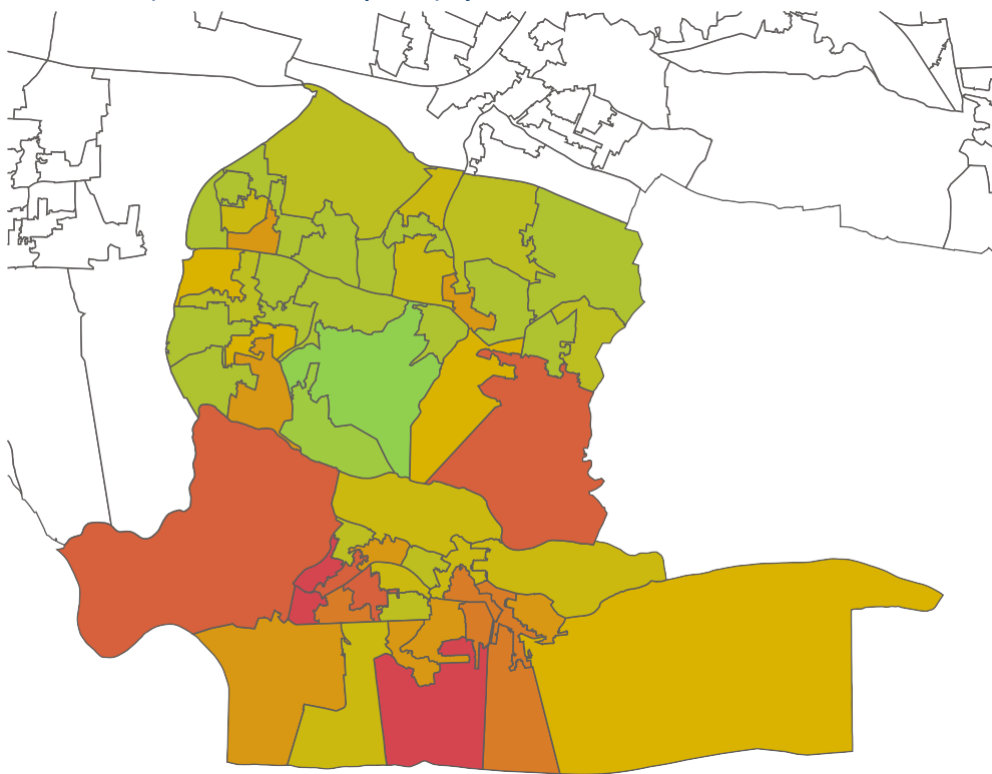
CHILDCARE SUFFICIENCY ASSESSMENT SUMMARY - CASTLE POINT - SUMMER 2024

DISTRICT ANALYSIS

Deprivation

In Castle Point there are 57 LSOAs in total. Of these 5.3% are in the 10% most deprived LSOAs in the country. This is the third highest level of deprivation in Essex. The most deprived LSOA in the district is ranked 70 out of 32,844 LSOAs in England.

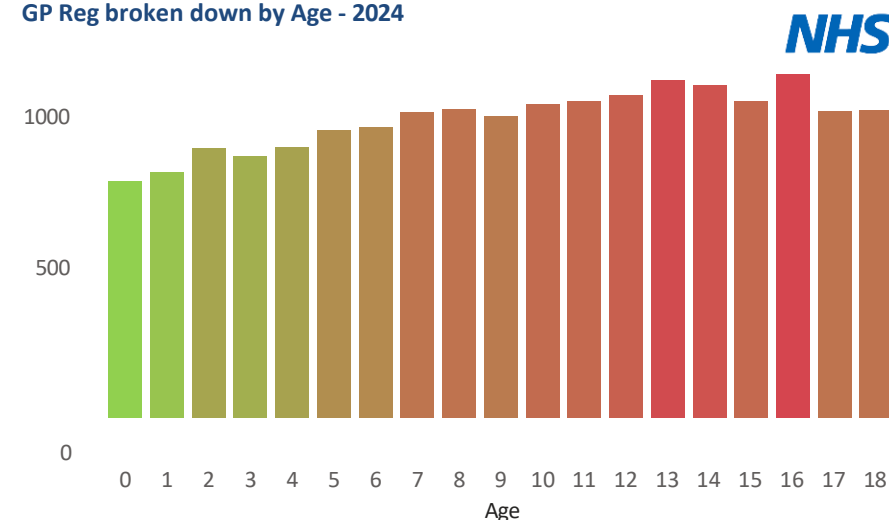
IDACI Decile (where 1 is most deprived) by LSOA



Demand

The population is not distributed evenly between age groups. The most prominent age group is 10-14 which constitutes 28.6% of the 0-19 population (5,365 children). The least populous age group is those aged 15-18 (22.5%).

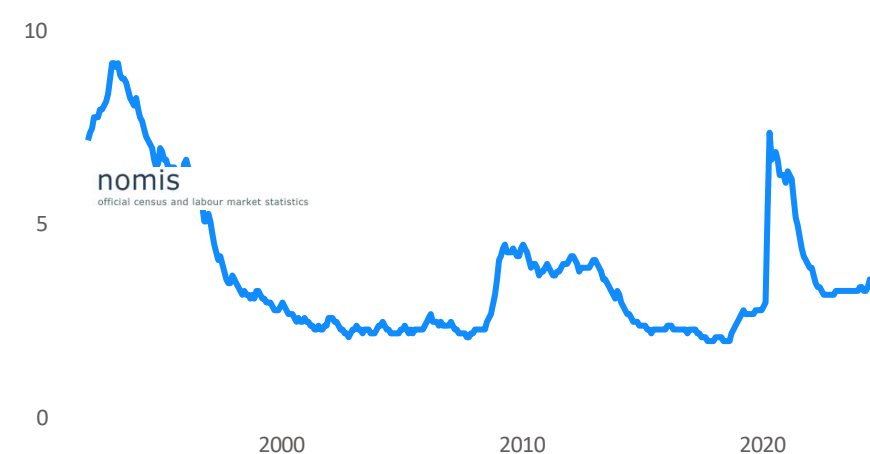
GP Reg broken down by Age - 2024



Unemployment (at end of August)

Between 2023 and 2024 the rate of unemployment in Castle Point has increased to 2.6%. This is the ninth highest rate amongst the Essex districts. For context this is 0.6% less than the overall rate in Essex.

% of the Population Unemployed (16yo +)

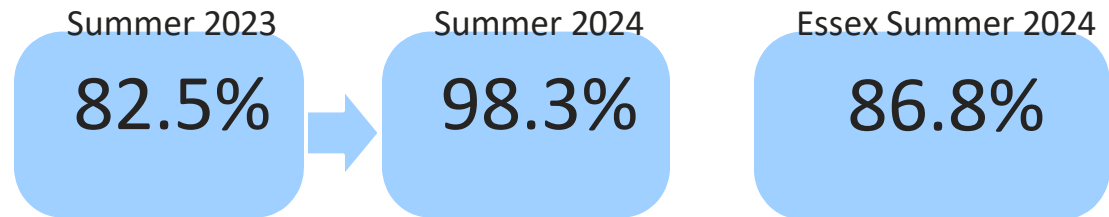


CHILDCARE SUFFICIENCY ASSESSMENT SUMMARY - CASTLE POINT - SUMMER 2024

DISTRICT ANALYSIS

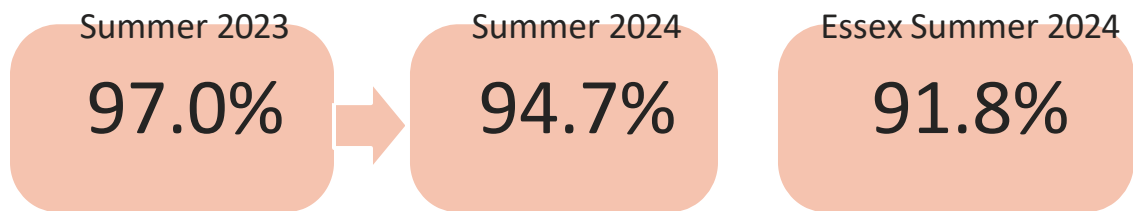
Funded Early Education Entitlement (based on Summer Term) for 2-year-olds

Castle Point has the third highest rate of 2-year-old take up in Essex with 98.3% of eligible parents accessing funding. This represents an increase of 15.8% on the same period last year.



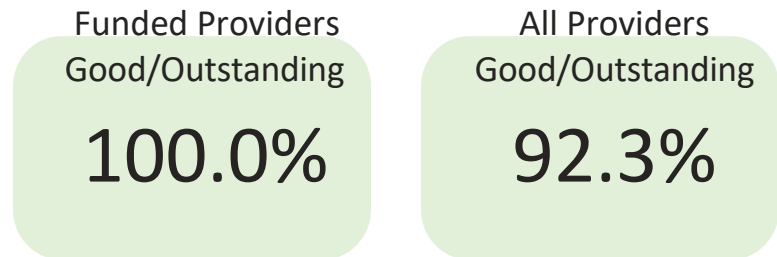
Funded Early Education Entitlement 3 & 4 yo (based on Summer Term)

Castle Point has the third highest rate of 3&4 yo take up in Essex with 94.7% of families making use of FEEE 3&4 yo entitlement. This represents a decrease of 2.3% on the same period last year.



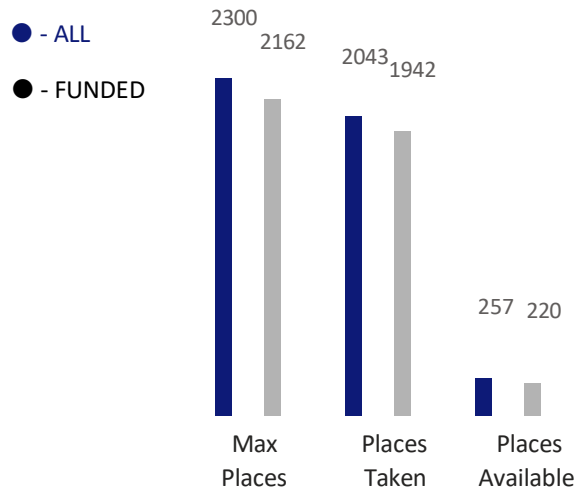
Quality of Childcare Provision

There are a total of 39 inspected childcare providers in Castle Point. 100% of those funded by ECC, and that have been inspected, receive a judgement of Good or Outstanding. This compares with 97.3% at the same period last year, an increase of 2.7%. Overall, 92.3% of providers achieve this standard.



Capacity

Castle Point has the fourth highest rate of childcare occupancy in Essex with 88.8% of funded childcare places taken (with 257 vacancies). This represents an increase of 8.9% on the same period last year. This compares with an average of 87.9% occupancy across Essex as a whole.



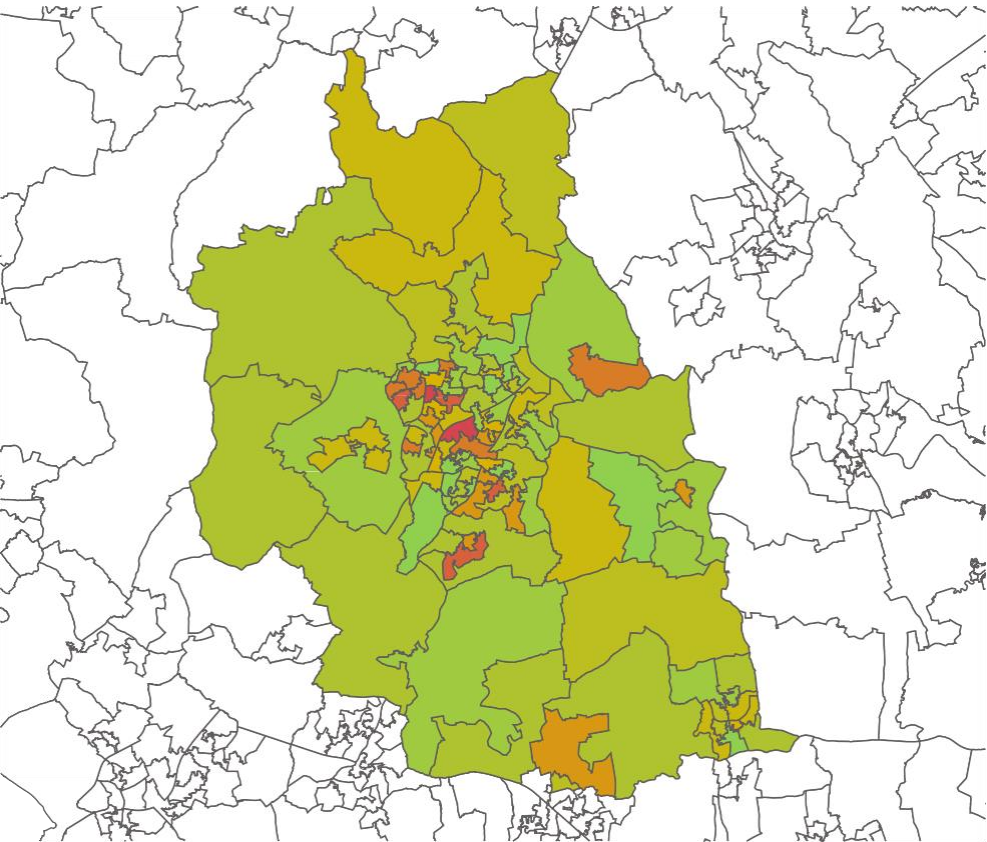
CHILDCARE SUFFICIENCY ASSESSMENT SUMMARY - CHELMSFORD - SUMMER 2024

DISTRICT ANALYSIS

Deprivation

In Chelmsford there are 107 LSOAs in total. Of these 1.9% are in the 10% most deprived LSOAs in the country. This is the seventh highest level of deprivation in Essex. The most deprived LSOA in the district is ranked 2652 out of 32,844 LSOAs in England.

IDACI Decile (where 1 is most deprived) by LSOA



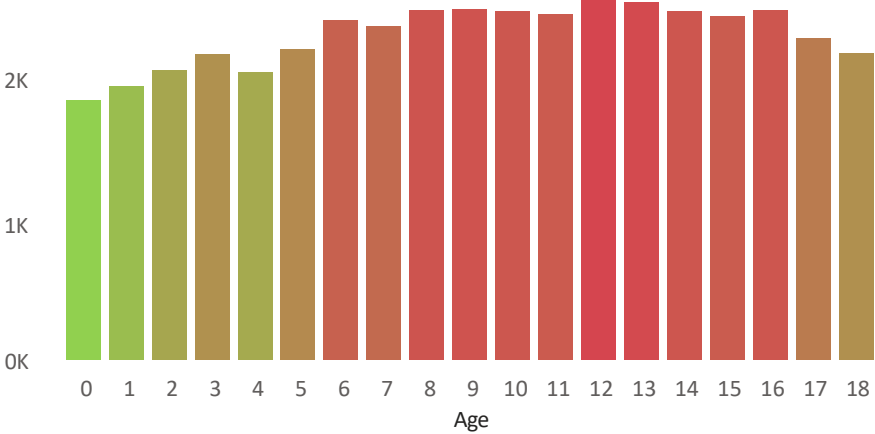
Demand

The population is not distributed very evenly between age groups. The most prominent age group is 10-14 which constitutes 28.5% of the 0-19 population (12,130 children). The least populous age group is those aged 15-18 (21.4%).

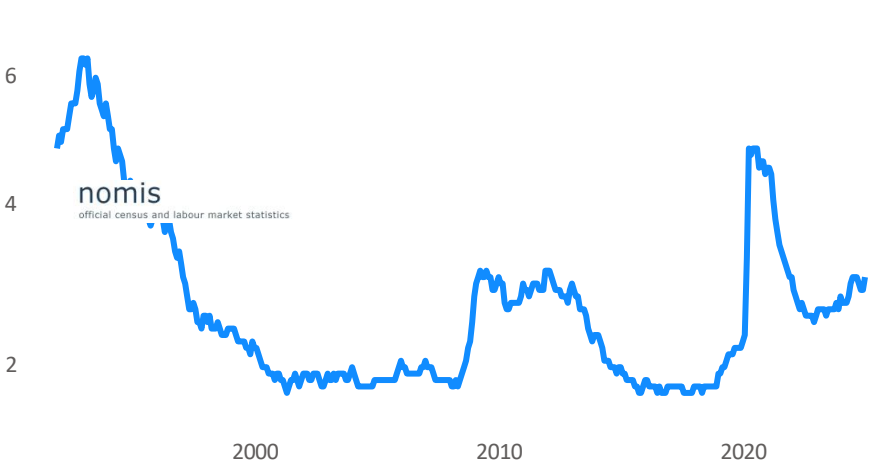
Unemployment (at end of August)

Between 2023 and 2024 the rate of unemployment in Chelmsford has increased to 2.8%. This is the seventh highest rate amongst the Essex districts. For context this is 0.4% less than the overall rate in Essex.

GP Reg broken down by Age - 2024



% of the Population Unemployed (16yo +)

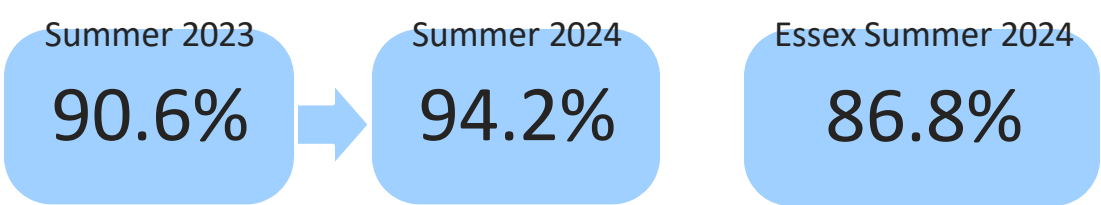


CHILDCARE SUFFICIENCY ASSESSMENT SUMMARY - CHELMSFORD - SUMMER 2024

DISTRICT ANALYSIS

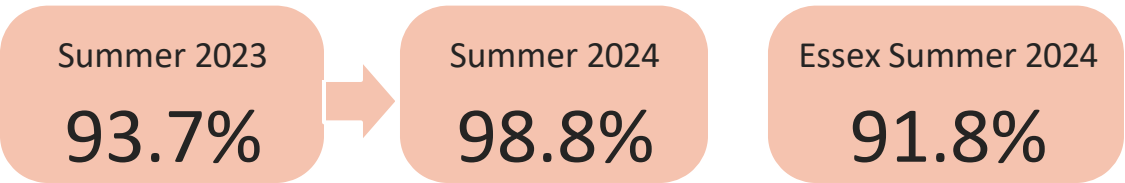
Funded Early Education Entitlement (based on Summer Term) for 2 year olds

Chelmsford has the fifth highest rate of 2 year old take up in Essex with 94.2% of eligible parents accessing funding. This represents an increase of 3.6% on the same period last year.



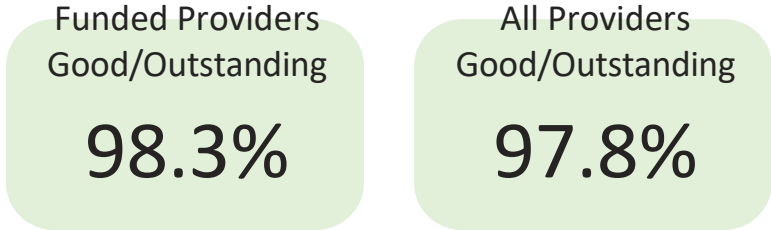
Funded Early Education Entitlement for 3- & 4-year-olds (based on Summer Term)

Chelmsford has the highest rate of 3- & 4-year-old take up in Essex with 98.8% of families making use of FEEE 3&4 year old funding entitlement. This represents an increase of 5.1% on the same period last year.



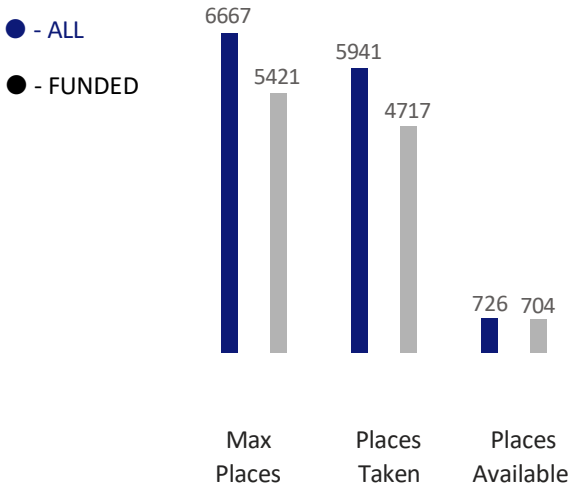
Quality of Childcare Provision

There are a total of 181 inspected childcare providers in Chelmsford. 98.3% of those funded by ECC, and that have been inspected, receive a judgement of Good or Outstanding. This compares with 95.9% at the same period last year, an increase of 2.4%. Overall, 80.1% of providers achieve this standard.



Capacity

Chelmsford has the seventh highest rate of childcare occupancy in Essex with 89.1% of funded childcare places taken (with 726 vacancies). This represents an increase of 3.4% on the same period last year. This compares with an average of 87.9% occupancy across Essex as a whole.



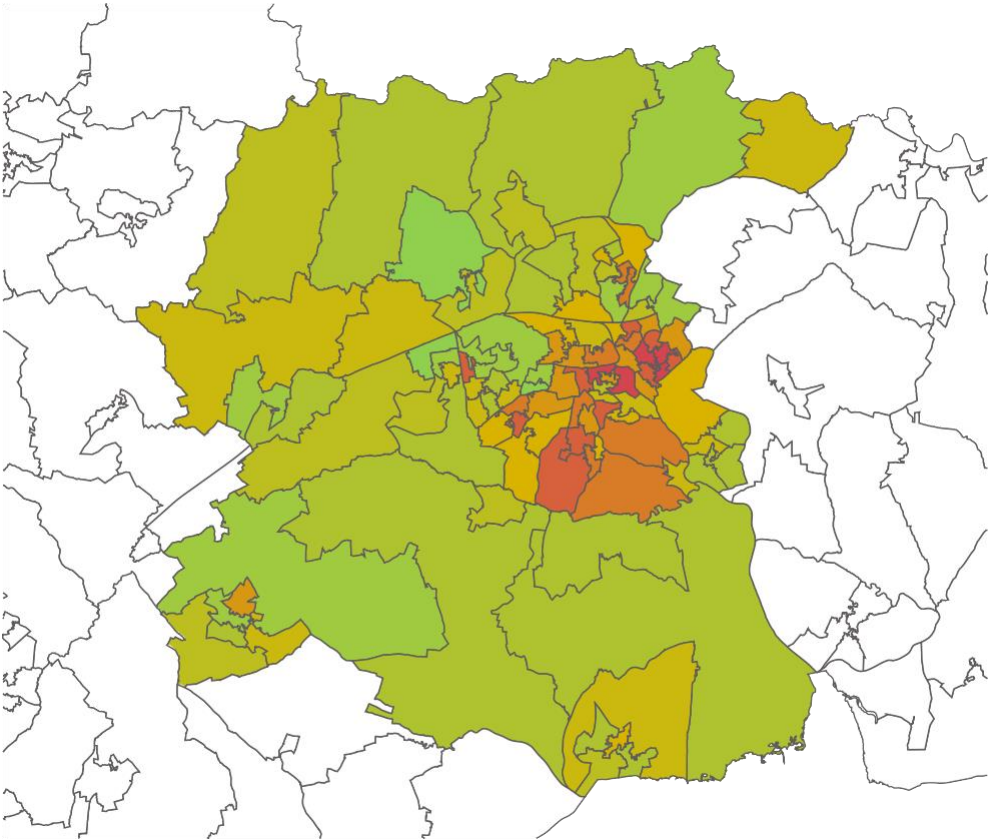
CHILDCARE SUFFICIENCY ASSESSMENT SUMMARY - COLCHESTER - SUMMER 2024

DISTRICT ANALYSIS

Deprivation

In Colchester there are 105 LSOAs in total. Of these 4.8% are in the 10% most deprived LSOAs in the country. This is the fourth highest level of deprivation in Essex. The most deprived LSOA in the district is ranked 752 out of 32,844 LSOAs in England.

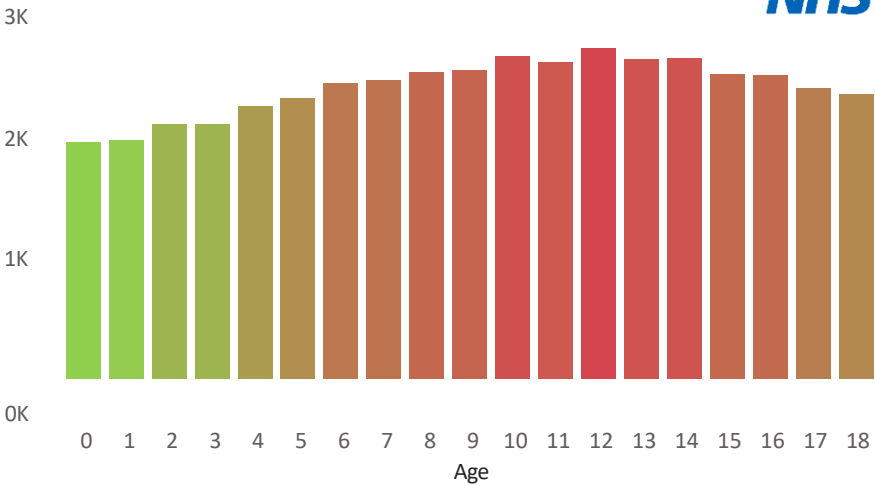
IDACI Decile (where 1 is most deprived) by LSOA



Demand

The population is not distributed evenly between age groups. The most prominent age group is 10-14 which constitutes 29.0% of the 0-19 population (13,296 children). The least populous age group is those aged 15-18 (21.4%).

GP Reg broken down by Age - 2024



NHS

Unemployment (at end of August)

Between 2023 and 2024 the rate of unemployment in Colchester has increased to 3.3%. This is the fourth highest rate amongst the Essex districts. For context this is 0.1% higher than the overall rate in Essex.

% of the Population Unemployed (16yo +)



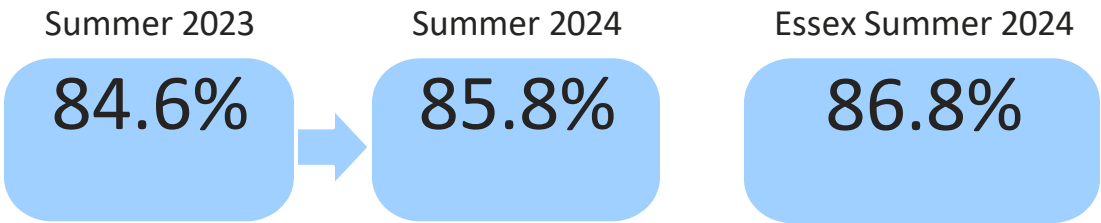
nomis
official census and labour market statistics

CHILDCARE SUFFICIENCY ASSESSMENT SUMMARY - COLCHESTER - SUMMER 2024

DISTRICT ANALYSIS

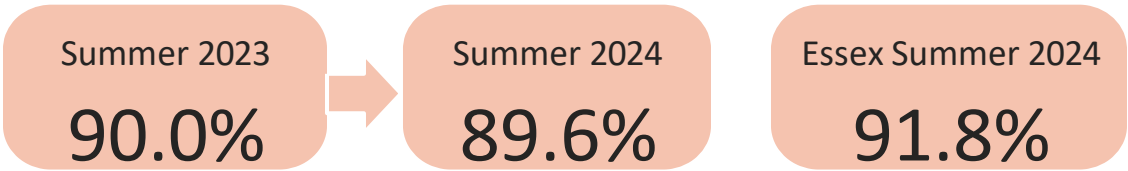
Funded Early Education Entitlement (based on Summer Term) for 2-year-olds

Colchester has the seventh highest rate of 2-year-old take up in Essex with 85.8% of eligible parents accessing funding. This represents an increase of 1.2% on the same period last year.



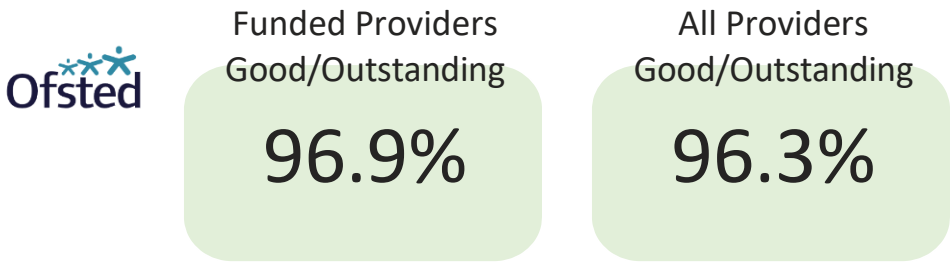
Funded Early Education Entitlement for 3- & 4-year-olds (based on Summer Term)

Colchester has the tenth highest rate of 3- & 4-year-old take up in Essex with 89.6% of families making use of FEEE 3&4 year-old entitlement. This represents a decrease of 0.4% on the same period last year.



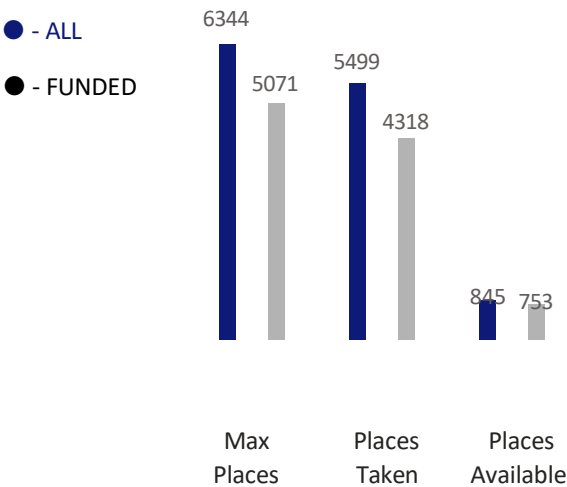
Quality of Childcare Provision

There are a total of 163 inspected childcare providers in Colchester. 96.9% of those funded by ECC, and that have been inspected, receive a judgement of Good or Outstanding. This compares with 94.5% at the same period last year, an increase of 2.4%. Overall, 96.3% of providers achieve this standard.



Capacity

Colchester has the ninth highest rate of childcare occupancy in Essex with 86.7% of funded childcare places taken (with 845 vacancies). This represents an increase of 1.7% on the same period last year. This compares with an average of 87.9% occupancy across Essex as a whole.



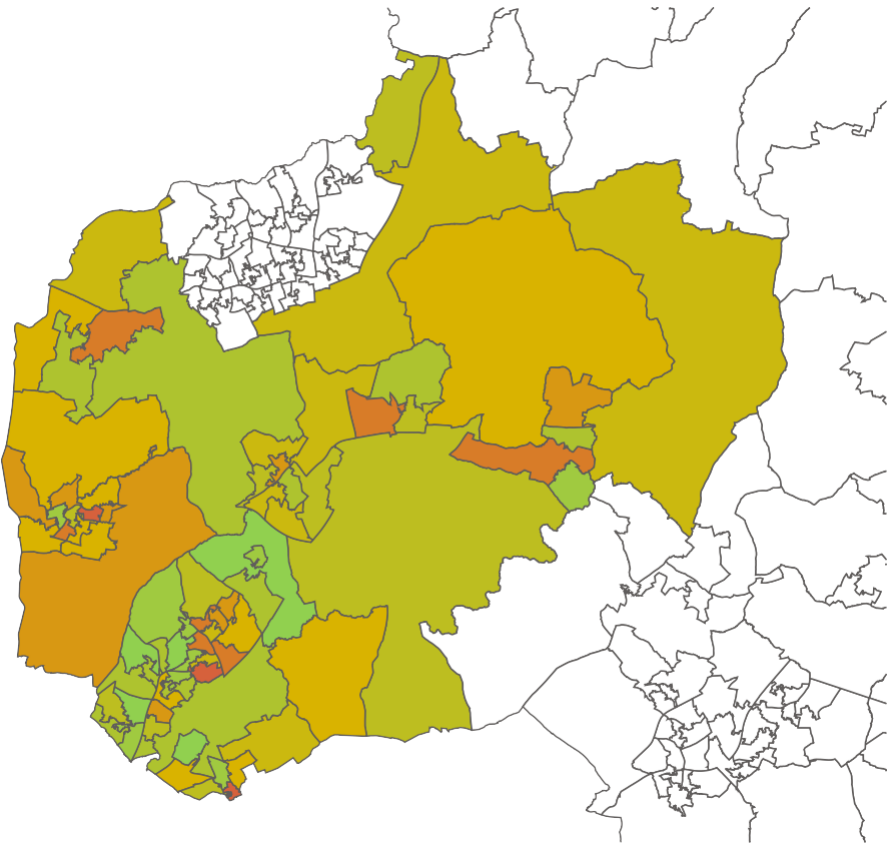
CHILD CARE SUFFICIENCY ASSESSMENT SUMMARY - EPPING FOREST - SUMMER 2024

DISTRICT ANALYSIS

Deprivation

In Epping Forest there are 78 LSOAs in total. Of these 0.0% are in the 10% most deprived LSOAs in the country. This is the second lowest level of deprivation in Essex. The most deprived LSOA in the district is ranked 3885 out of 32,844 LSOAs in England.

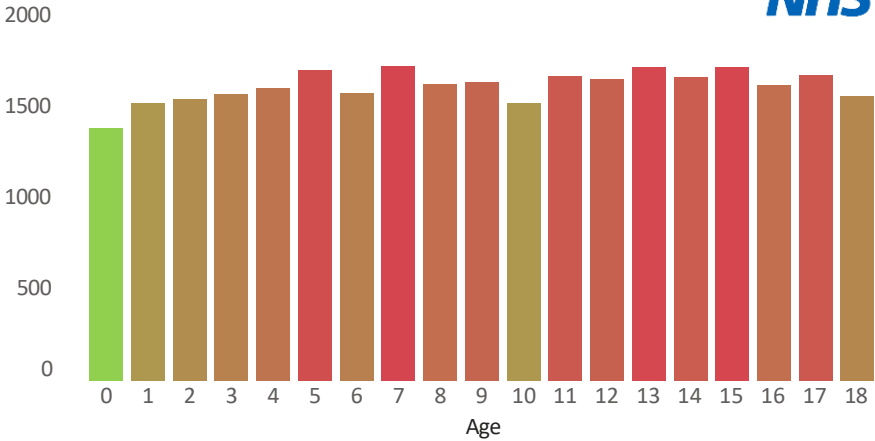
IDACI Decile (where 1 is most deprived) by LSOA



Demand

The population is very evenly distributed between age groups. The most prominent age group is 5-9 which constitutes 26.9% of the 0-19 population (8,306 children). The least populous age group is those aged 15-18 (21.4%).

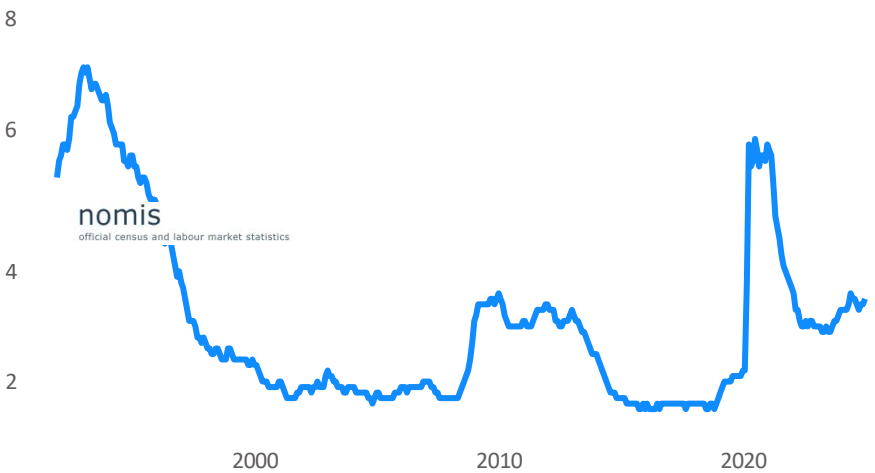
GP Reg broken down by Age - 2024



Unemployment (at end of August)

Between 2023 and 2024 the rate of unemployment in Epping Forest has increased to 3.1%. This is the fifth highest rate amongst the Essex districts. For context this is 0.1% less than the overall rate in Essex.

% of the Population Unemployed (16yo +)

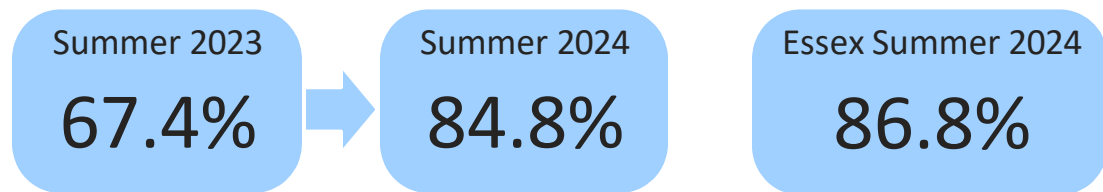


CHILDCARE SUFFICIENCY ASSESSMENT SUMMARY - EPPING FOREST - SUMMER 2024

DISTRICT ANALYSIS

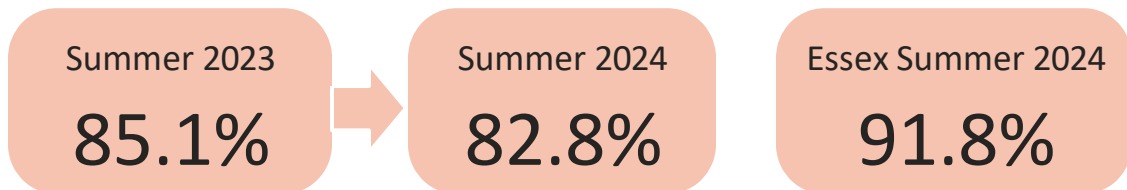
Funded Early Education Entitlement (based on Summer Term) for 2-year-olds

Epping Forest has the eighth highest rate of 2-year-old take up in Essex with 84.8% of eligible parents accessing funding. This represents an increase of 17.4% on the same period last year.



Funded Early Education Entitlement for 3- & 4-year-olds (based on Summer Term)

Epping Forest has the lowest rate of 3- & 4-year-old take up in Essex with 82.8% of families making use of FEEE - & 4-year-old entitlement. This represents a decrease of 2.3% on the same period last year.



Quality of Childcare Provision

There are a total of 125 inspected childcare providers in Epping Forest. 100.0% of those funded by ECC, and that have been inspected, receive a judgement of Good or Outstanding. This compares with 98.8% at the same period last year, an increase of 1.2%. Overall, 99.2% of providers achieve this standard.



Funded Providers
Good/Outstanding

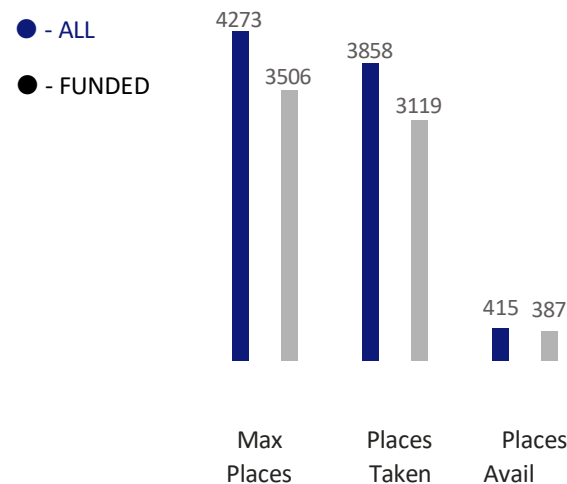
100.0%

All Providers
Good/Outstanding

99.2%

Capacity

Epping Forest has the third highest rate of childcare occupancy in Essex with 90.3% of funded childcare places taken (with 415 vacancies). This represents a decrease of 0.1% on the same period last year. This compares with an average of 87.9% occupancy across Essex as a whole.



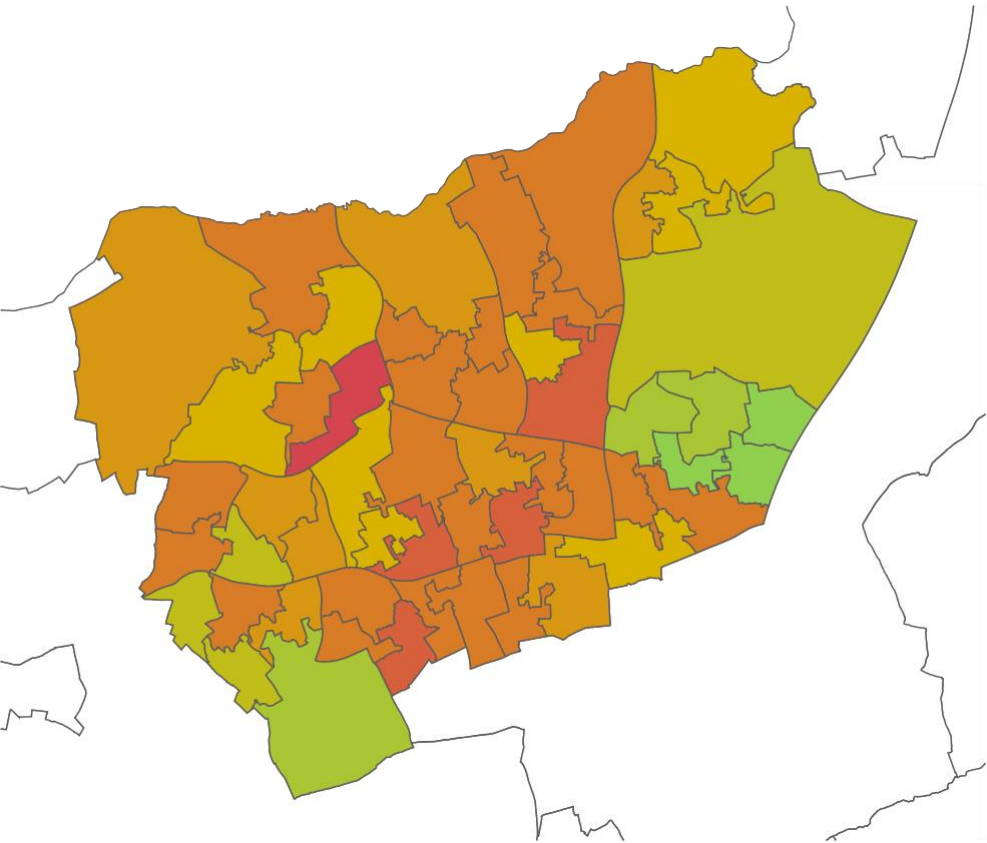
CHILDCARE SUFFICIENCY ASSESSMENT SUMMARY - HARLOW - SUMMER 2024

DISTRICT ANALYSIS

Deprivation

In Harlow there are 54 LSOAs in total. Of these 1.9% are in the 10% most deprived LSOAs in the country. This is the eighth highest level of deprivation in Essex. The most deprived LSOA in the district is ranked 2714 out of 32,844 LSOAs in England.

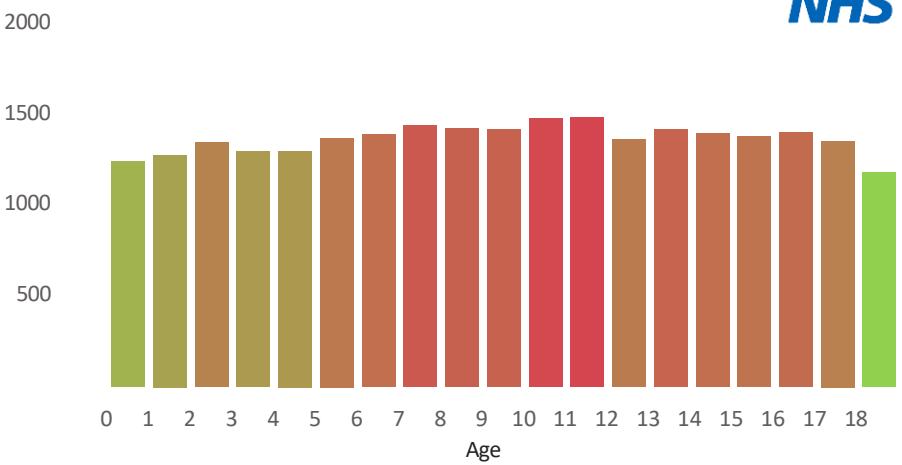
IDACI Decile (where 1 is most deprived) by LSOA



Demand

The population is very evenly distributed between age groups. The most prominent age group is 10-14 which constitutes 27.5% of the 0-19 population (7,145 children). The least populous age group is those aged 15-18 (20.5%).

GP Reg broken down by Age - 2024



Unemployment (at end of August)

Between 2023 and 2024 the rate of unemployment in Harlow has increased to 4.9%. This is the first highest rate amongst the Essex districts. For context this is 1.7% higher than the overall rate in Essex.

% of the Population Unemployed (16yo +)

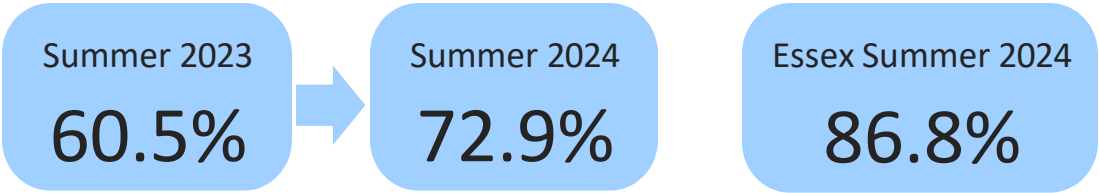


CHILDCARE SUFFICIENCY ASSESSMENT SUMMARY - HARLOW - SUMMER 2024

DISTRICT ANALYSIS

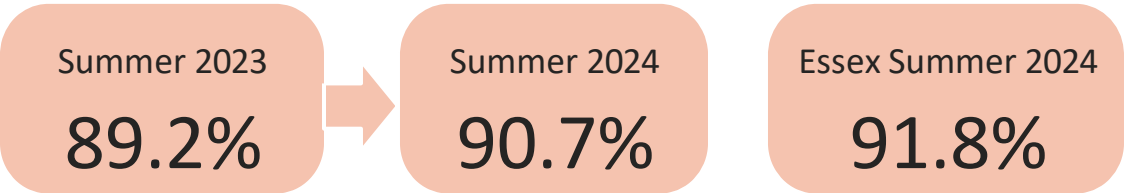
Funded Early Education Entitlement (based on Summer Term) for 2-year olds

Harlow has the lowest rate of 2-year-old take up in Essex with 72.9% of eligible parents accessing funding. This represents an increase of 12.4% on the same period last year.



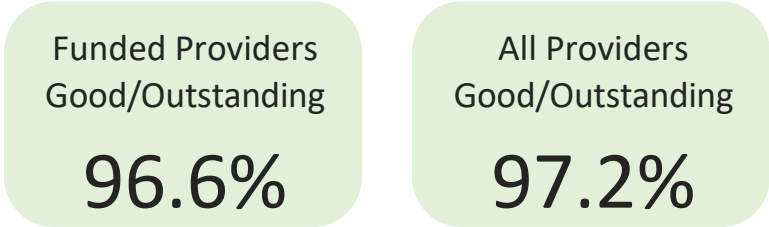
Funded Early Education Entitlement for 3- & 4-year-olds (based on Summer Term)

Harlow has the ninth highest rate of 3- & 4-year-old take up in Essex with 90.7% of families making use of FEEE -3& 4-year-old entitlement. This represents an increase of 1.5% on the same period last year.



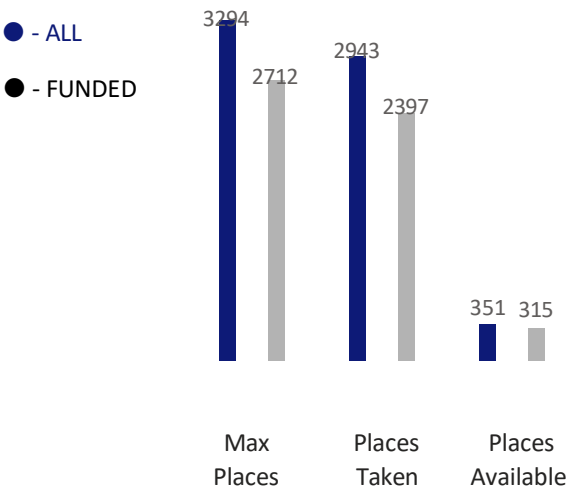
Quality of Childcare Provision

There are a total of 71 inspected childcare providers in Harlow. 96.6% of those funded by ECC, and that have been inspected, receive a judgement of Good or Outstanding. This compares with 98.2% at the same period last year, a decrease of 1.6%. Overall, 97.2% of providers achieve this standard.



Capacity

Harlow has the fifth highest rate of childcare occupancy in Essex with 89.3% of funded childcare places taken (with 351 vacancies). This represents an increase of 1.7% on the same period last year. This compares with an average of 87.9% occupancy across Essex as a whole.



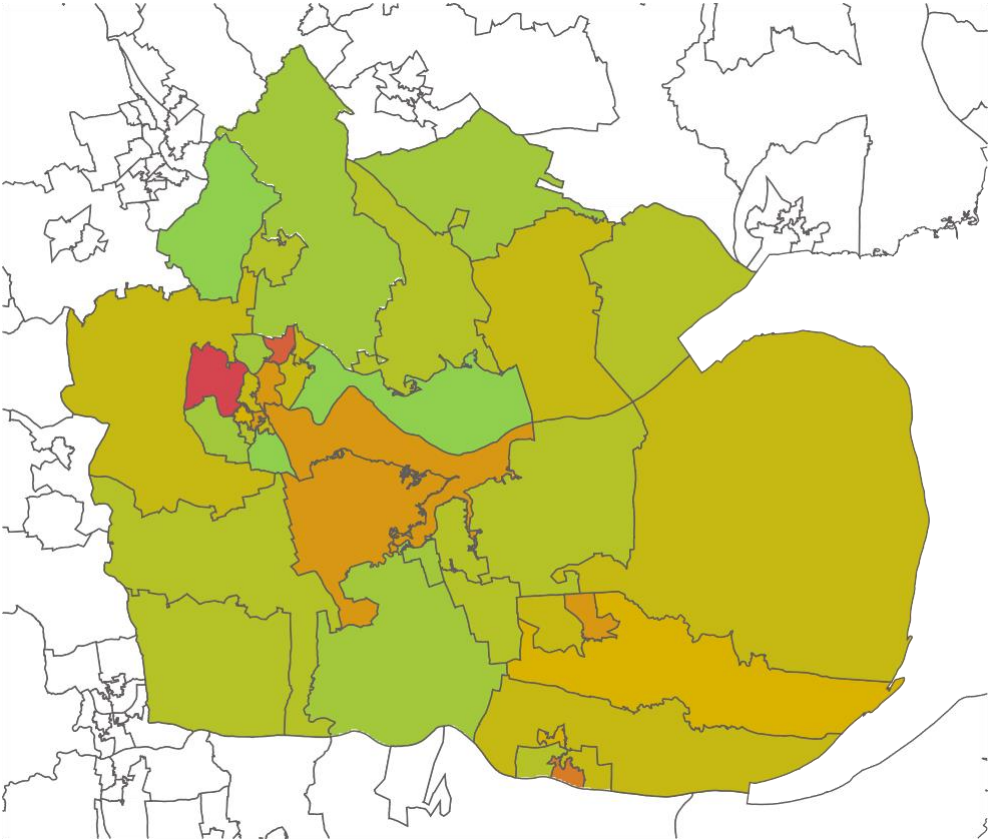
CHILDCARE SUFFICIENCY ASSESSMENT SUMMARY - MALDON - SUMMER 2024

DISTRICT ANALYSIS

Deprivation

In Maldon there are 40 LSOAs in total. Of these 2.5% are in the 10% most deprived LSOAs in the country. This is the fifth highest level of deprivation in Essex. The most deprived LSOA in the district is ranked 2689 out of 32,844 LSOAs in England.

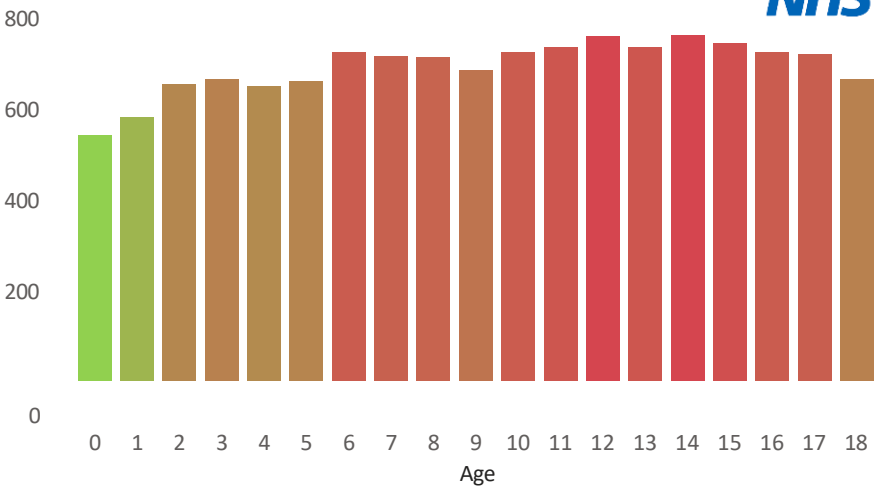
IDACI Decile (where 1 is most deprived) by LSOA



Demand

The population is not distributed very evenly between age groups. The most prominent age group is 10-14 which constitutes 28.2% of the 0-19 population (3,713 children). The least populous age group is those aged 15-18 (21.7%).

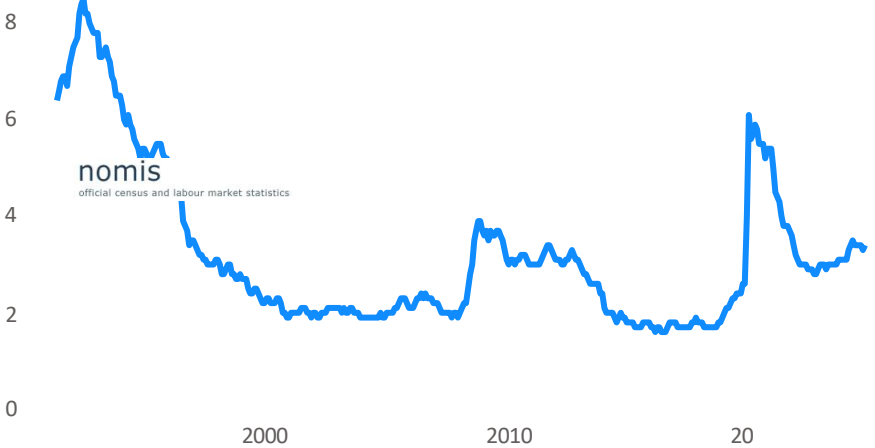
GP Reg broken down by Age - 2024



Unemployment (at end of August)

Between 2023 and 2024 the rate of unemployment in Maldon has increased to 2.7%. This is the eighth highest rate amongst the Essex districts. For context this is 0.5% less than the overall rate in Essex.

% of the Population Unemployed (16yo +)



CHILDCARE SUFFICIENCY ASSESSMENT SUMMARY - MALDON - SUMMER 2024

DISTRICT ANALYSIS

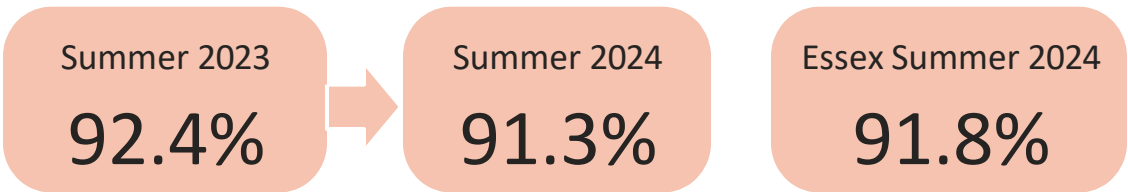
Funded Early Education Entitlement (based on Summer Term) 2 yo

Maldon has the highest rate of 2 yo take up in Essex with 100.0% of eligible parents accessing funding. This represents no change of 0.0% on the same period last year.



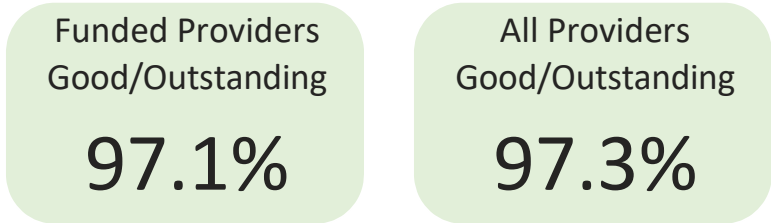
Funded Early Education Entitlement for 3- & 4-year-olds (based on Summer Term)

Maldon has the eighth highest rate of 3- & 4-year-old take up in Essex with 91.3% of families making use of FEEE 3&4 year old entitlement. This represents an decrease of 1.1% on the same period last year.



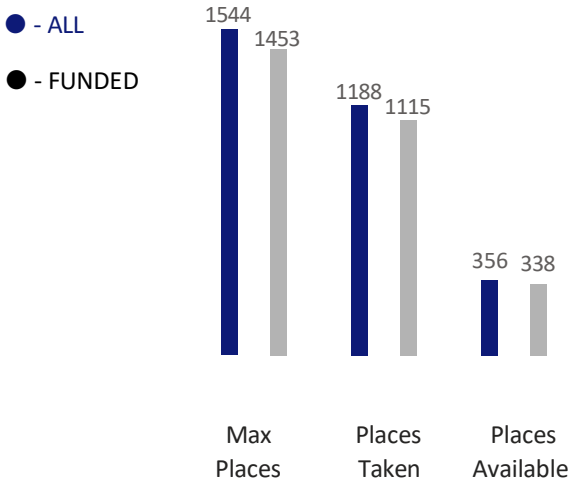
Quality of Childcare Provision

There are a total of 38 inspected childcare providers in Maldon. 97.1% of those funded by ECC, and that have been inspected, receive a judgement of Good or Outstanding. This compares with 100.0% at the same period last year, this represents a decrease of 2.9%. Overall, 97.3% of providers achieve this standard.



Capacity

Maldon has the lowest rate of childcare occupancy in Essex with 76.9% of funded childcare places taken (with 356 vacancies). This represents a decrease of 3.1% on the same period last year. This compares with an average of 87.9% occupancy across Essex as a whole.



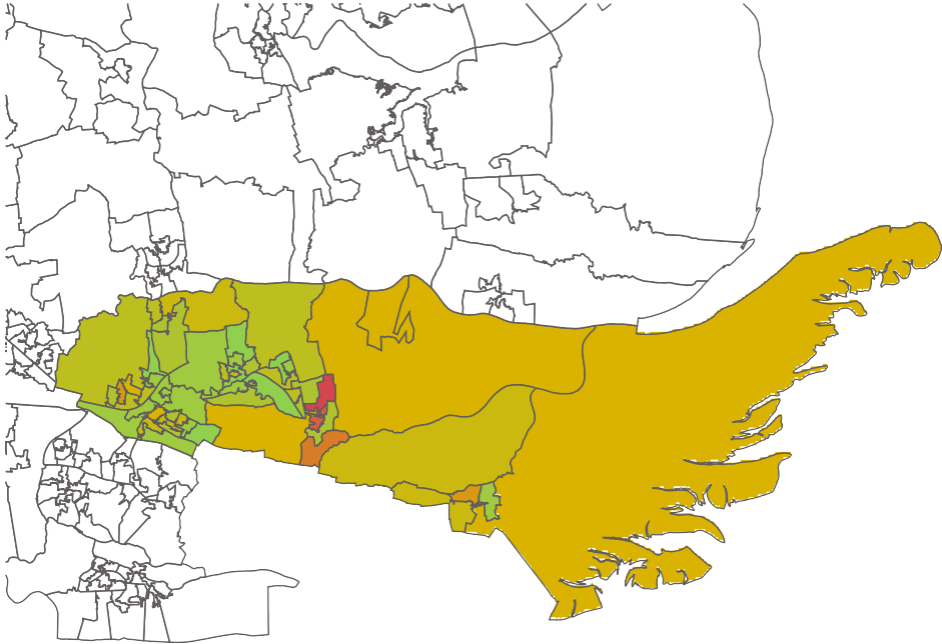
CHILDCARE SUFFICIENCY ASSESSMENT SUMMARY - ROCHFORD - SUMMER 2024

DISTRICT ANALYSIS

Deprivation

In Rochford there are 53 LSOAs in total. Of these 1.9% are in the 10% most deprived LSOAs in the country. This is the sixth highest level of deprivation in Essex. The most deprived LSOA in the district is ranked 1729 out of 32,844 LSOAs in England.

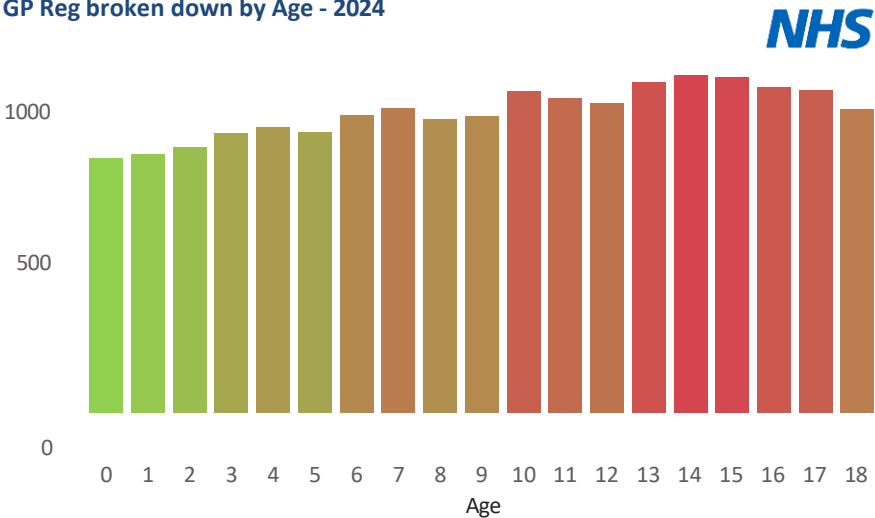
IDACI Decile (where 1 is most deprived) by LSOA



Demand

The population is not distributed very evenly between age groups. The most prominent age group is 10-14 which constitutes 28.2% of the 0-19 population (5,336 children). The least populous age group is those aged 15-18 (22.5%).

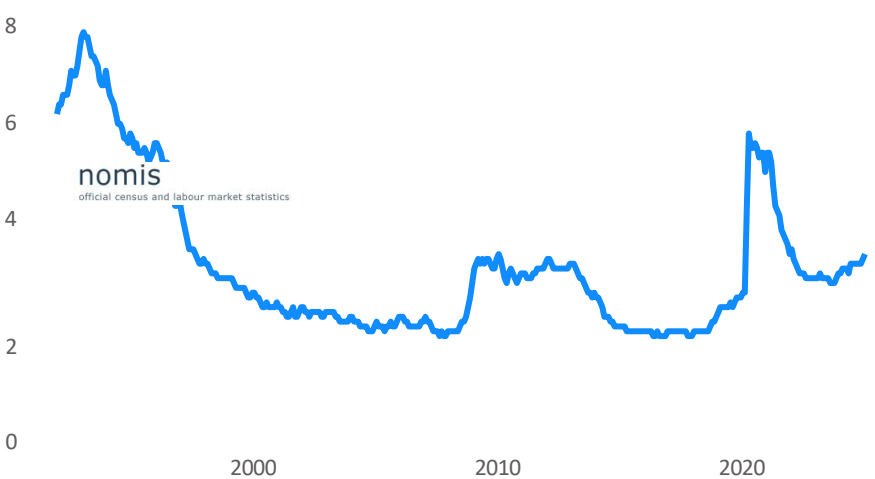
GP Reg broken down by Age - 2024



Unemployment (at end of August)

Between 2023 and 2024 the rate of unemployment in Rochford has increased to 2.3%. This is the eleventh highest rate amongst the Essex districts. For context this is 0.9% less than the overall rate in Essex.

% of the Population Unemployed (16yo +)

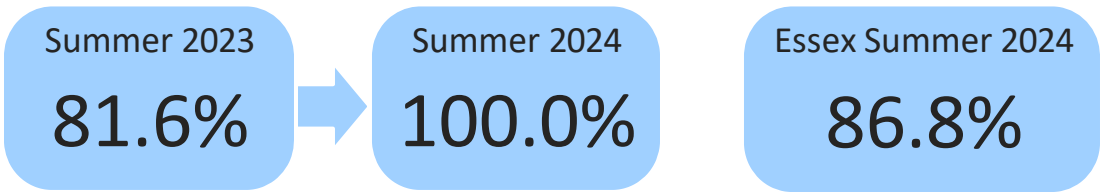


CHILDCARE SUFFICIENCY ASSESSMENT SUMMARY - ROCHFORD - SUMMER 2024

DISTRICT ANALYSIS

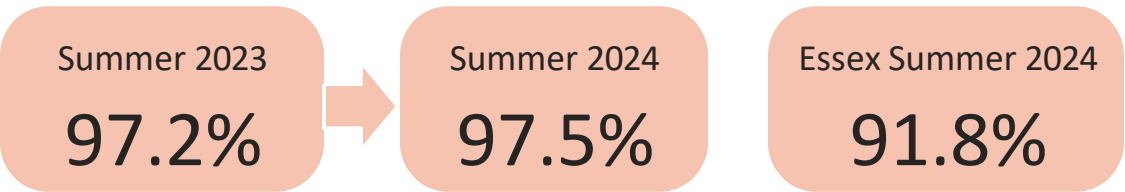
Funded Early Education Entitlement (based on Summer Term) for 2 year olds

Rochford has the highest rate of 2 year old take up in Essex with 100.0% of eligible parents accessing funding. This represents an increase of 18.4% on the same period last year.



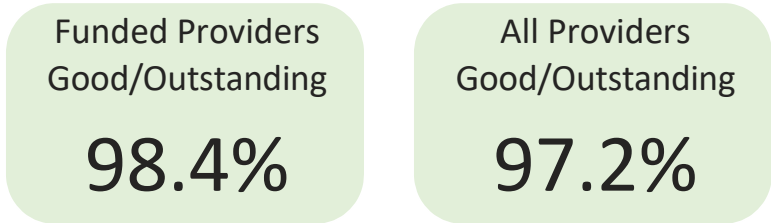
Funded Early Education Entitlement for 3- & 4-year-olds (based on Summer Term)

Rochford has the second highest rate of 3- & 4-year-old take up in Essex with 97.5% of families making use of FEEE 3&4 year old entitlement. This represents an increase of 0.3% on the same period last year.



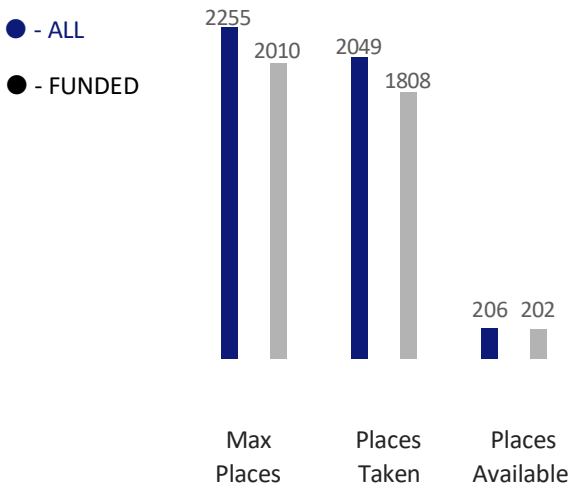
Quality of Childcare Provision

There are a total of 70 inspected childcare providers in Rochford. 98.4% of those funded by ECC, and that have been inspected, receive a judgement of Good or Outstanding. This compares with 91.5% at the same period last year, an increase of 6.9%. Overall, 97.2% of providers achieve this standard.



Capacity

Rochford has the second highest rate of childcare occupancy in Essex with 90.9% of funded childcare places taken (with 206 vacancies). This represents an increase of 3.7% on the same period last year. This compares with an average of 87.9% occupancy across Essex as a whole.



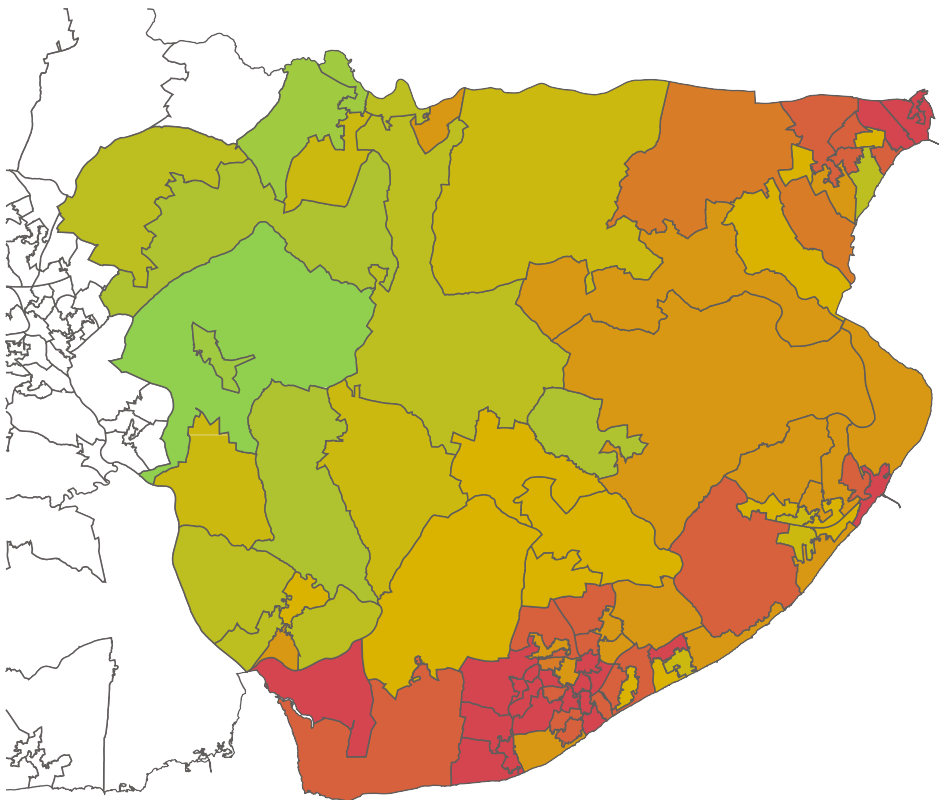
CHILDCARE SUFFICIENCY ASSESSMENT SUMMARY - TENDRING - SUMMER 2024

DISTRICT ANALYSIS

Deprivation

In Tendring there are 89 LSOAs in total. Of these 22.5% are in the 10% most deprived LSOAs in the country. This is the highest level of deprivation in Essex. The most deprived LSOA in the district is ranked 4 out of 32,844 LSOAs in England.

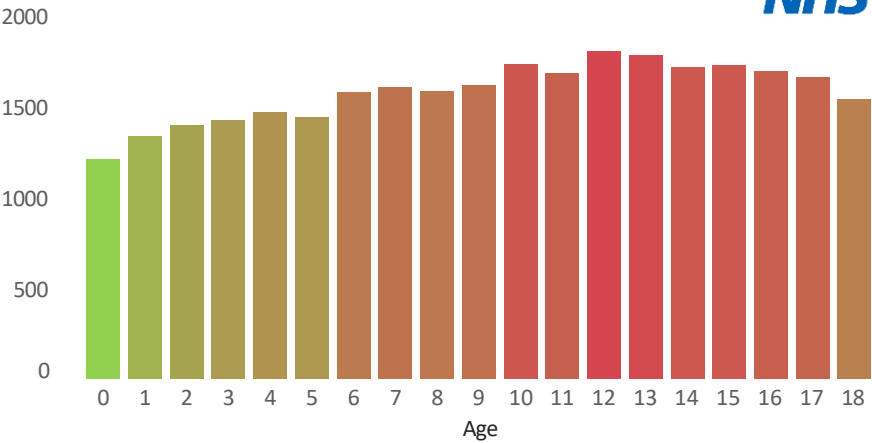
IDACI Decile (where 1 is most deprived) by LSOA



Demand

The population is not distributed evenly between age groups. The most prominent age group is 10-14 which constitutes 29.1% of the 0-19 population (8,718 children). The least populous age group is those aged 15-18 (22.1%).

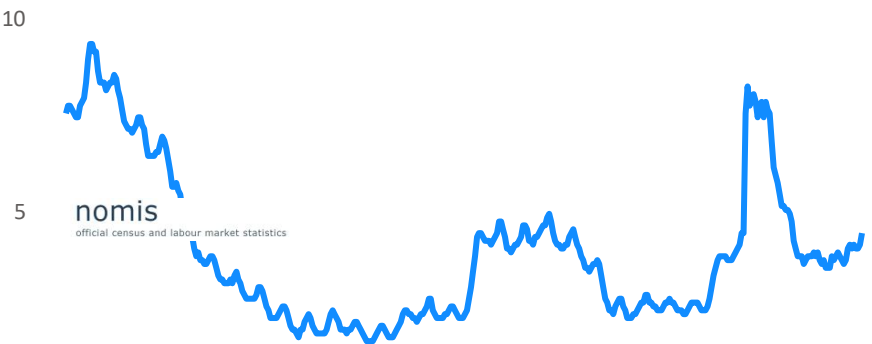
GP Reg broken down by Age - 2024



Unemployment (at end of August)

Between 2023 and 2024 the rate of unemployment in Tendring has increased to 4.3%. This is the second highest rate amongst the Essex districts. For context this is 1.1% higher than the overall rate in Essex.

% of the Population Unemployed (16yo +)

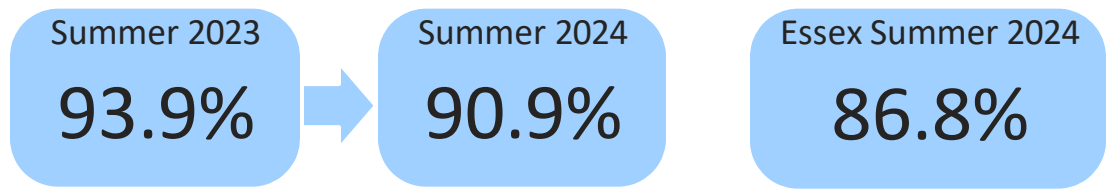


CHILDCARE SUFFICIENCY ASSESSMENT SUMMARY - TENDRING - SUMMER 2024

DISTRICT ANALYSIS

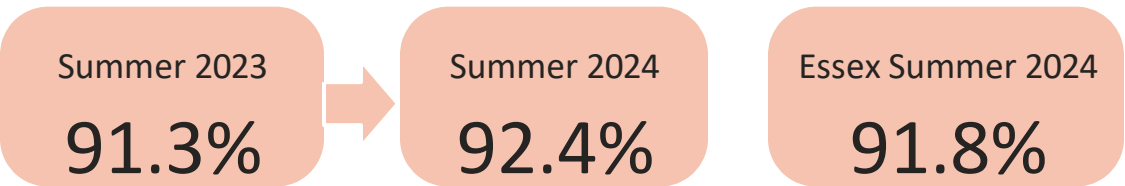
Funded Early Education Entitlement (based on Summer Term) 2 yo

Tendring has the sixth highest rate of 2 yo take up in Essex with 90.9% of eligible parents accessing funding. This represents a decrease of 3.0% on the same period last year.



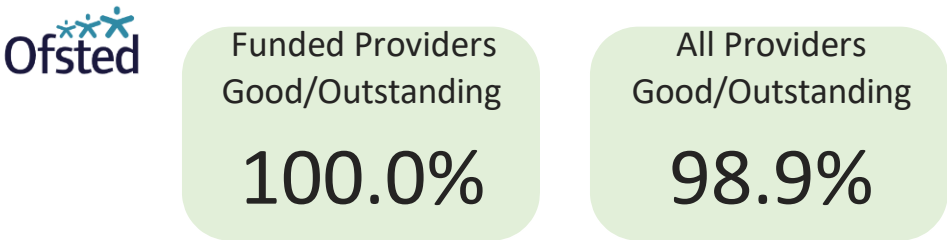
Funded Early Education Entitlement 3 & 4 yo (based on Summer Term)

Tendring has the fourth highest rate of 3&4 yo take up in Essex with 92.4% of families making use of FEEE 3&4 yo entitlement. This represents an increase of 1.1% on the same period last year.



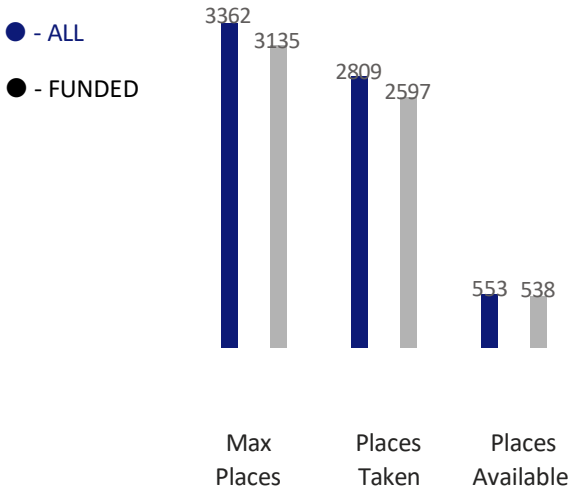
Quality of Childcare Provision

There are a total of 89 inspected childcare providers in Tendring. 100% of those funded by ECC, and that have been inspected, receive a judgement of Good or Outstanding. This compares with 97.5% at the same period last year, an increase of 2.5%. Overall, 98.9% of providers achieve this standard.



Capacity

Tendring has the tenth highest rate of childcare occupancy in Essex with 83.6% of funded childcare places taken (with 553 vacancies). This represents an increase of 5.1% on the same period last year. This compares with an average of 87.9% occupancy across Essex as a whole.



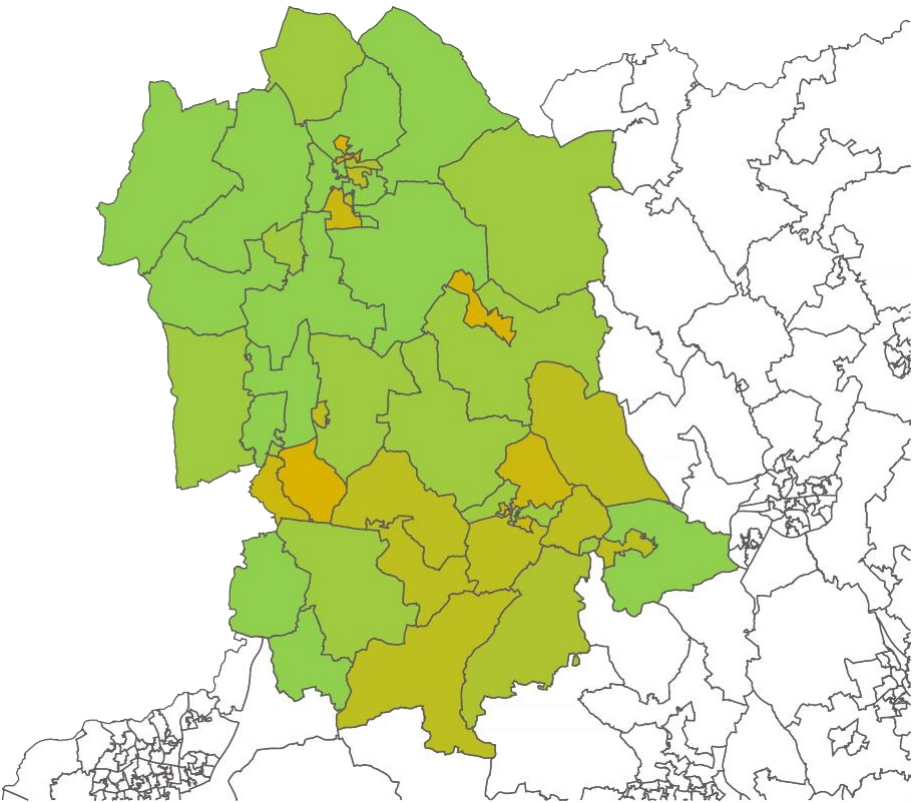
CHILDCARE SUFFICIENCY ASSESSMENT SUMMARY - UTTLESFORD - SUMMER 2024

DISTRICT ANALYSIS

Deprivation

In Uttlesford there are 46 LSOAs in total. Of these 0.0% are in the 10% most deprived LSOAs in the country. This is the lowest level of deprivation in Essex. The most deprived LSOA in the district is ranked 13282 out of 32,844 LSOAs in England.

IDACI Decile (where 1 is most deprived) by LSOA

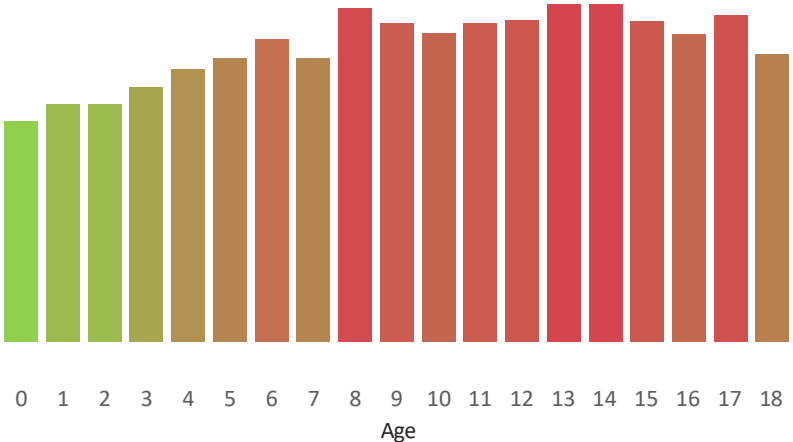


Demand

The population is not distributed evenly between age groups. The most prominent age group is 10-14 which constitutes 28.9% of the 0-19 population (6,262 children). The least populous age group is those aged 0-4 (21.8%).

GP Reg broken down by Age - 2024

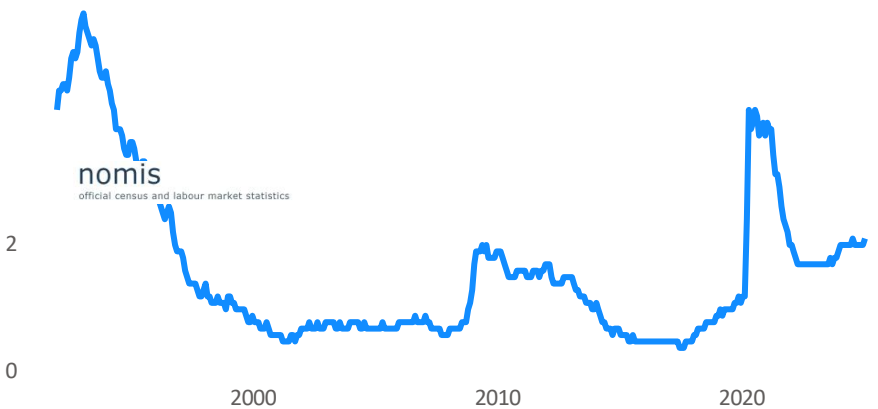
NHS



Unemployment (at end of August)

Between 2023 and 2024 the rate of unemployment in Uttlesford has increased to 2.1%. This is the twelfth highest rate amongst the Essex districts. For context this is 1.1% less than the overall rate in Essex.

% of the Population Unemployed (16yo +)

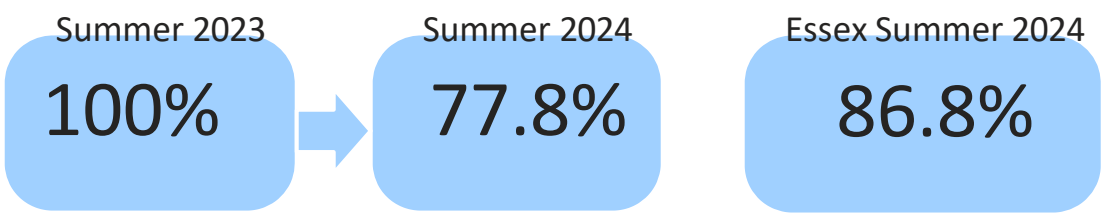


CHILDCARE SUFFICIENCY ASSESSMENT SUMMARY - UTTLESFORD - SUMMER 2024

DISTRICT ANALYSIS

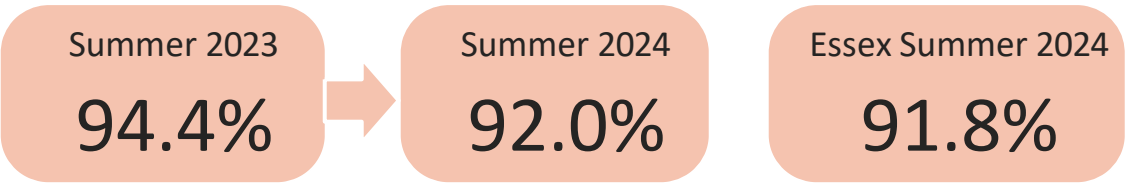
Funded Early Education Entitlement (based on Summer Term) 2 yo

Uttlesford has the second lowest rate of 2 yo take up in Essex with 77.8% of eligible parents accessing funding. This represents a decrease of 22.2% on the same period last year.



Funded Early Education Entitlement 3 & 4 yo (based on Summer Term)

Uttlesford has the sixth highest rate of 3&4 yo take up in Essex with 92.0% of families making use of FEEE 3&4 yo entitlement. This represents a decrease of 2.4% on the same period last year.



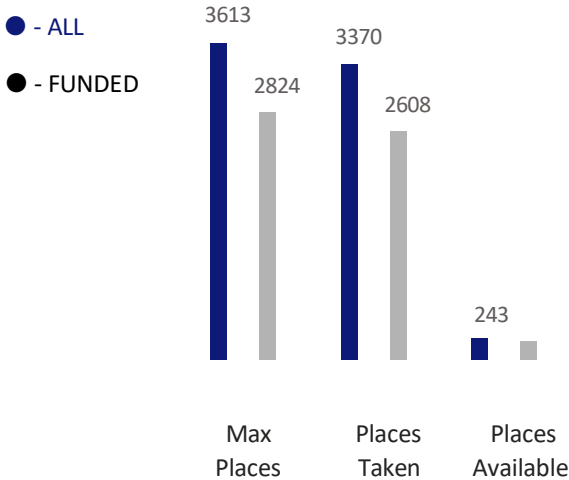
Quality of Childcare Provision

There are a total of 85 inspected childcare providers in Uttlesford. 100% of those funded by ECC, and that have been inspected, receive a judgement of Good or Outstanding. This compares with 95.2% at the same period last year, an increase of 4.8%. Overall, 98.8% of providers achieve this standard.



Capacity

Uttlesford has the highest rate of childcare occupancy in Essex with 93.3% of funded childcare places taken (with 243 vacancies). This represents an increase of 1.2% on the same period last year. This compares with an average of 87.9% occupancy across Essex as a whole.



CHILDCARE SUFFICIENCY ASSESSMENT SUMMARY

PARENT SURVEY SUMMARY 2024

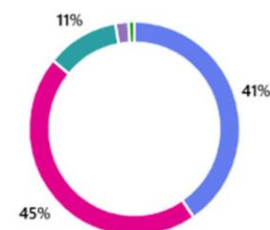
In Summer 2024, EYCS undertook a survey asking parents for their views on a set of posed questions. A summary of the responses follows:

About your Family

343 responses were received. The largest number of responses were from parents living in Colchester, Basildon, and Braintree.

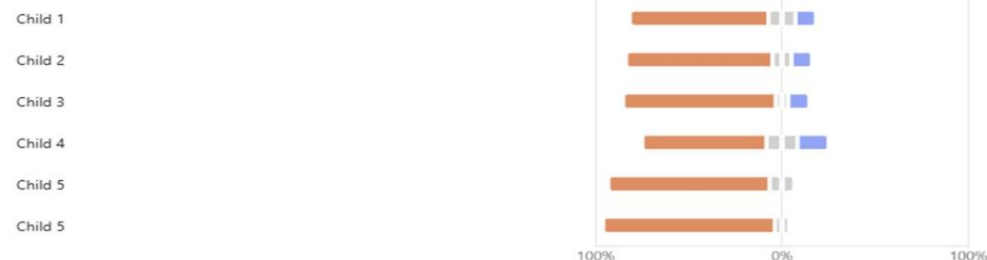
How many children do you have in your household? (aged 0-19 or 25 with SEND)?

One	139
Two	156
Three	38
Four	7
Five or more	3



Does your child / children have a Special Educational Need or Disability (SEND)?

● No ● Yes - my child has a diagnosed SEND (With EHCP or S23 notification) ● I think so, although no diagnosis is in place




The majority of respondent families answered **no**, however, **16.7%** said **I think so, although no diagnosis is in place** for child 4. This is higher than the **14.4%** who answered **yes, my child has a diagnosed SEND** for child 1.

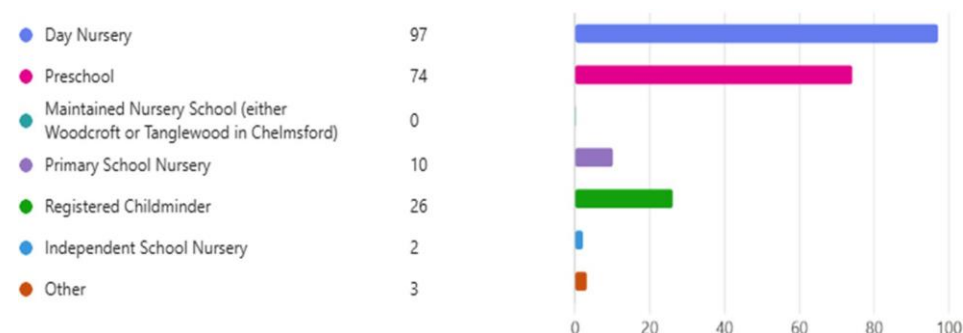
Accessing Childcare

Do you currently use Ofsted Registered childcare?

90% (n=185) of respondent families answered **yes** and **10% (n=21)** answered **no**. **Did you find it difficult to find a childcare place that meets your needs?**



What type of Ofsted registered childcare are you currently using?



What are your main reasons for accessing childcare?

153 of the respondent families reported it **enables them to work or study**, closely followed by **123** who use it to **enable their child to make friends and socialise**. Only **37** reported they **access their funded entitlement (15 or 30 hours)**.

Does your child attend more than 1 childcare provision?

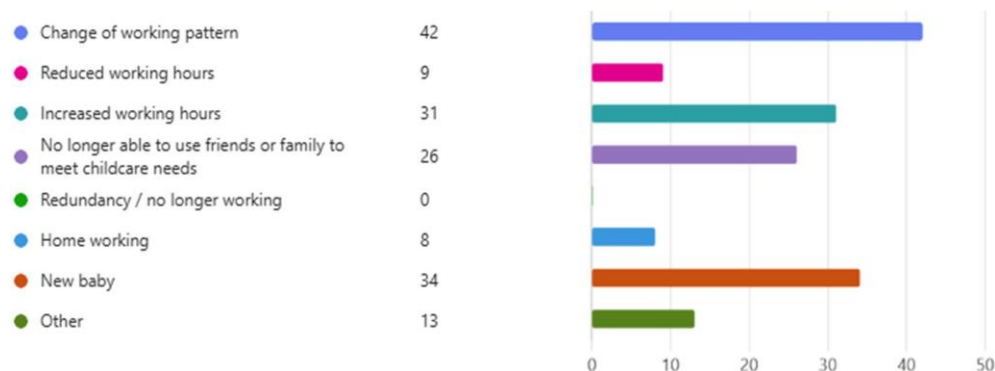


The majority of comments taken from the survey revealed that families are using either a **pre- school, nursery, childminder or parents/grandparents** as their other chosen provision, with the majority saying they have this in place due to **availability of hours, a more flexible childcare option, and to save on childcare costs.**


Childcare Needs

Have your childcare needs changed within the last year?

69% (n=235) of respondent families answered **no** and **31% (n=108)** answered **yes**. **How have your childcare needs changed?**



Do you expect your childcare needs to change in the next 12 months?



Of respondent families, **63% (n=216)** reported they **do not expect their childcare needs to change**, however **37% (n=127)** reported they **do expect their childcare needs to change**. In what way?

Comments from some families who answered 'yes' as per below:

"My child will be 3 next year and we will receive 30 hours, so I hope he can access further preschool. My mum is also getting older and can't manage as he gets older"

"Full time in infant school and will need wrap around arrangements"

"I have taken time from my business to support my young family, but this is not sustainable as I run my own company, which means I have to work very late hours to keep my business afloat. I have had no government financial help during this time!"

"Increased work hours"

"My maternity leave will be ending and my baby will need to be looked after while I go back to work"

"I am changing my job to accommodate taking my child to school in the mornings rather than breakfast club"

Funded Places 2-year-olds

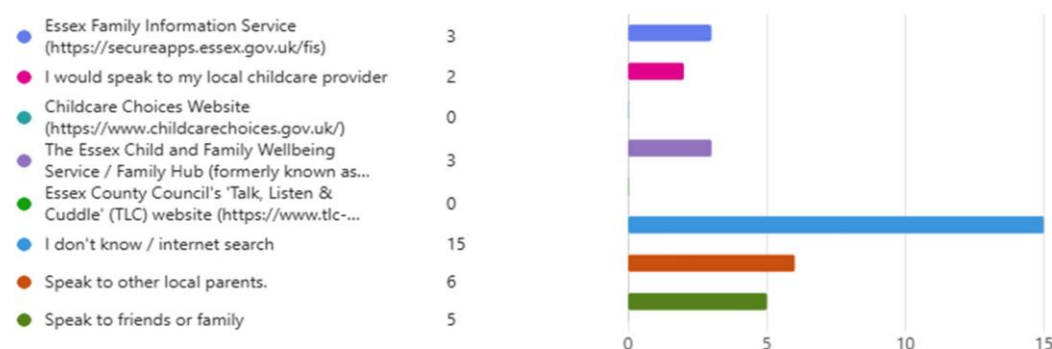
Is your 2-year-old eligible for the recent 15 hours funded childcare for working families (available from April 2024)



Have you been able to access your new funding entitlement for working families (15 hours) or, if your child was already attending before the funding was available - have you been able to switch your place from a paid to a funded place?

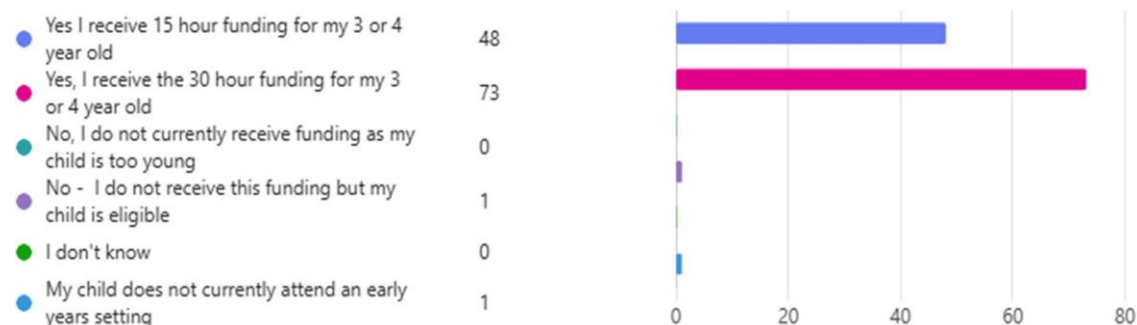
58% (n=23) of respondent families answered **yes, my child was already attending nursery and I have been able to access this funding since April 2024**, **40% (n=16)** replied **yes, my child has taken up a place since April 2024**, and **3% (n=1)** answered **no, I have not been able to access a funded place, although I am eligible**.

Where would you look to find out more about childcare funding entitlements for children aged 0- 5?



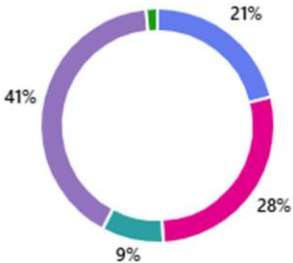
3 and 4 year olds

Do you receive the Funded Early Entitlement to help meet your childcare costs. This is paid during term-time for all children in the term after their third birthday. Please base your answer on 1 child in this age range only.



What additional monthly payments / charges do you need to make?

Consumable / resources charge - eg nappies, sun cream, additional resources	27
Meals / snacks	36
Additional education / groups (eg, sports, dance, activities offered by your provider	11
Fees for additional hours on top of my funded entitlement (e.g. private fees outside of term time /...	52
Other charges	2



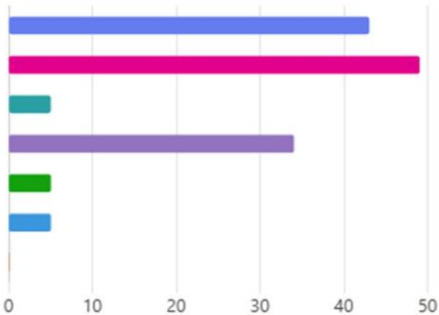
Out of the respondent families, **97% (n=118)** reported that the **Funded Entitlement has benefitted their family**; the majority felt it **has reduced their childcare costs and helped their child get ready for school**.

From 9 months old

From April 2024, eligible working parents of 2-year-olds can access 15 hours childcare support, this will be extended to children aged over 9 months from September 2024 (term after). By September 2025, most working families with children aged between 9 months and 5 years old will be entitled to 30 hours of childcare support.

Have you heard about this?

Yes - I am fully aware of this and my 2 year old has been able to access their entitlement...	43
Yes - I am aware of this and my child will access their entitlement from September...	49
I am aware and eligible for this funding, but currently cannot find a funded place for m...	5
I am aware of this funding, but do not meet the criteria at this time	34
I am aware and eligible for this funding but do not intend to use childcare at this time	5
No - I am not aware of this extended funding offer for working families	5
N/A - My children are aged 5 or over	0




Do you think the increase in childcare funding for working families will encourage parents to return to work earlier after maternity leave, or increase their working hours?

56% (n=79) of families said **yes**, whereas 29% (n=41) said **maybe** and 15% (n=21) said **no**.

Tax-Free Childcare

Are you aware of 'Tax Free Childcare' which can help with the cost of childcare for working families?



36% (n=124) of respondent families answered **yes I am aware, and use it to pay for my childcare costs** whereas 22% (n=77) answered **no, I am unaware of tax-free childcare**.

Have you had any problems trying to pay through the Tax-Free Childcare Scheme?

Of the respondent families, 91% (n=119) reported **no** and 8% (n=10) reported **yes**; comments included below:

"I had lots of trouble registering my 2nd child took nearly 8 weeks, and still can't access childcare account"

"Sometimes money gets stuck there and I can't transfer to my childminder, meaning I'm paying late. I'm one of the lucky ones whose childminder doesn't then have to add late fees, she's very understanding. Friends have to pay late fees to nursery"

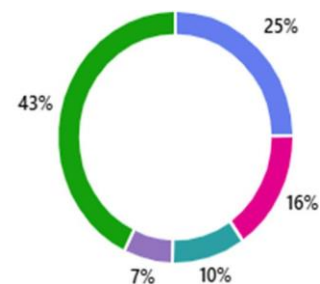
"Our setting needs to advertise this better"

"It takes far too long to process and show in my childcare account when doing a bank transfer"

School Aged Children

Do you currently use Childcare for your school age children?

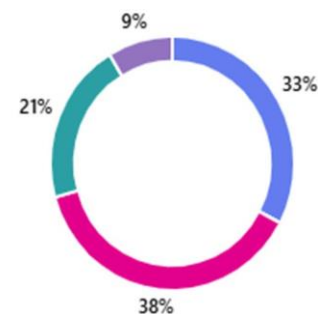
● Yes - I use formal childcare (eg breakfast club /afterschool club / childminder / holiday club) which...	59
● Yes - I use formal childcare, but it does not fully meet my needs	37
● I use informal childcare for my school age children (eg friends or family)	24
● I would use out of school childcare if it were available locally	16
● No - I do not have a need for out of school childcare	102



43% (n=102) of respondent families reported that they **do not have a need for out of school childcare**, followed by **yes, I use formal childcare which fully meets my needs (25% n=59)** and **yes, I use formal childcare, but it does not fully meet my needs (16% n=37)**.

What type of childcare are you accessing?

● Before school	38
● After school	44
● Holiday Club	24
● Registered Childminder	10
● Other	0



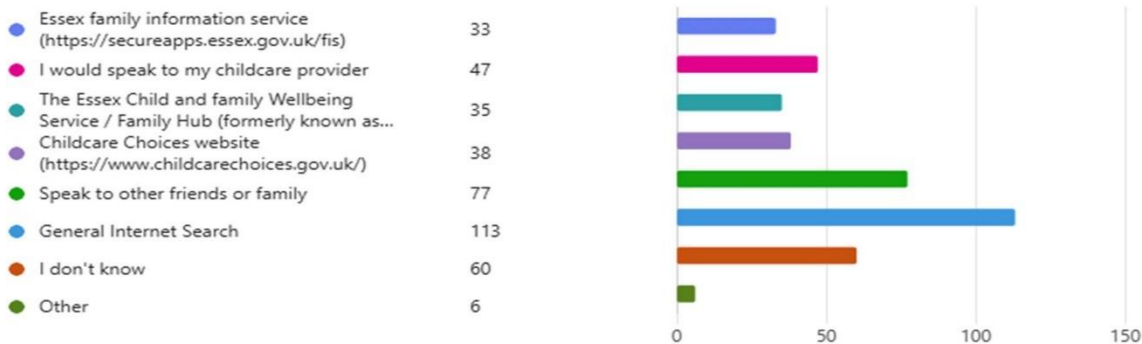
Why did you choose this option?

Of the respondent families, **81** based their choice on **location** and **50** based their choice on the **hours of care offered**.

Is the cost of out of school childcare an issue for you?



Where would you go to find out more information about childcare funding to support school aged children?



113 of respondent families answered **general internet search**, followed by 77 who would speak to friends or family, and 60 who 'do not know'.

Impact of Covid

Are you concerned that Covid has had a negative impact on your child’s learning?



Please tell us more about this impact, or what you feel should be put in place to lessen this impact.

Comments from some families who answered ‘yes’ as per below:

“My Daughter was 17 months when covid started, throughout the early years she lost access to crucial groups/socialisation and now at 5 (almost 6) still struggles”

“Focus on mental health support for young children”

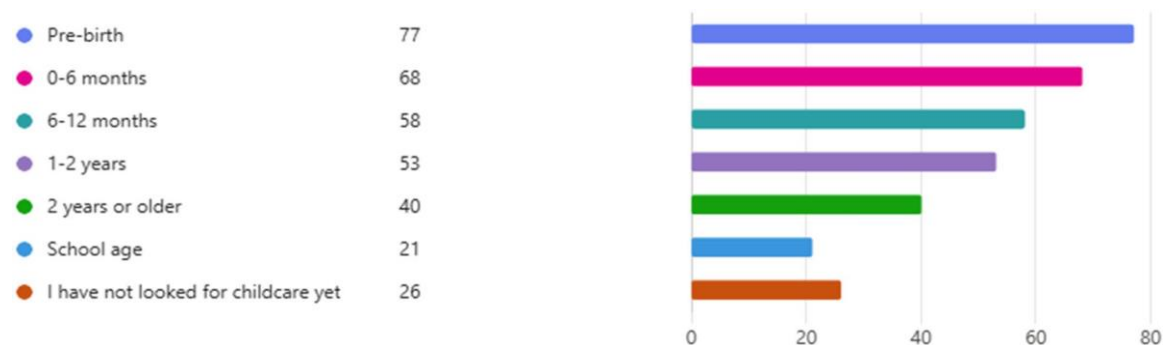
“My child only can manage 10 minutes of learning in each lesson”

“My son was affected very much socially, being an only child and not having contact with anyone but parents for months/ years”

“Increased anxiety in my 6 year old girl”

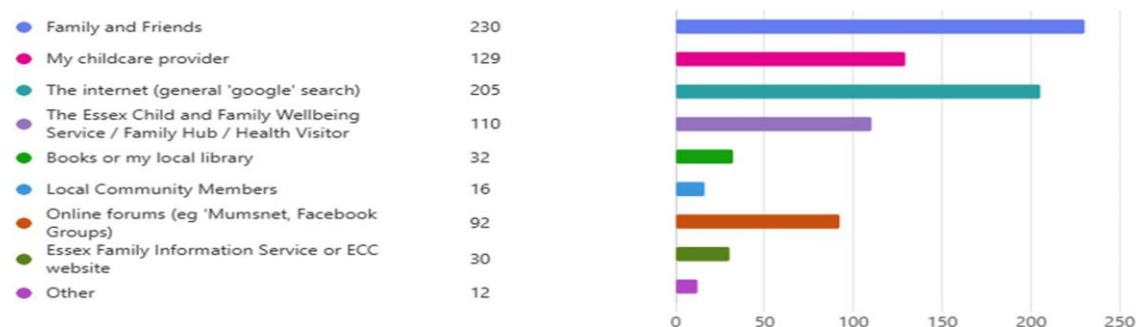
Accessing Information

How old was your youngest child when you first looked for information about local childcare?



Of the respondent families, **77** answered **pre-birth**, and **68** searched for information when their youngest child was **0-6 months old**.

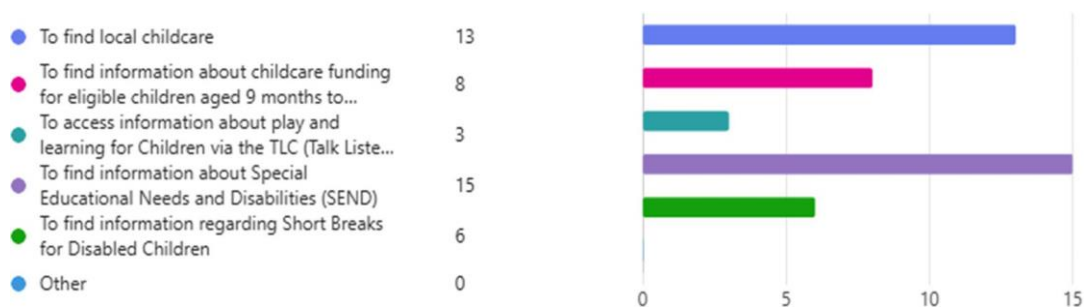
If you wanted advice or guidance regarding caring for your child, where would you go to find this information?



Have you used the Essex Family Information Service?

47% (n=162) of respondent families reported **no, I am unaware of this service**. 44% (n=151) said **no, but I am aware of it**, and 9% (n=30) said **yes**.

What have you used the Essex Family Information Service for?



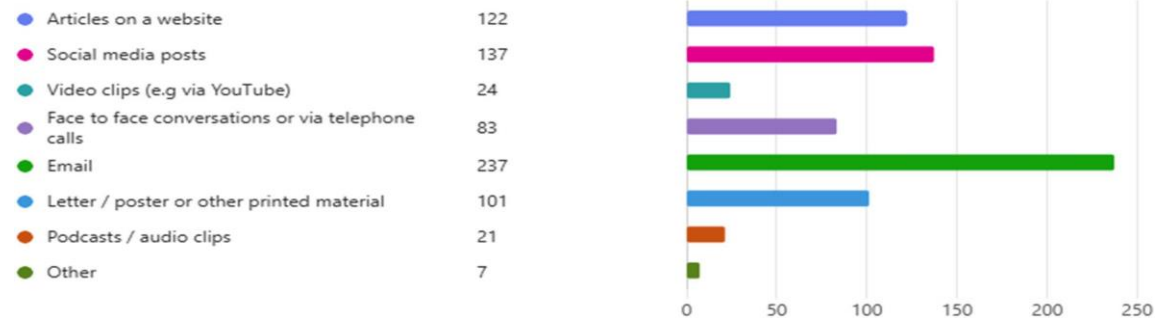
The survey revealed that **50% (n=15)** of respondent families found the information provided **somewhat helpful** and **23% (n=7)** found it **very helpful**.

Are you aware of the Essex 'Talk Listen and Cuddle' campaign, and the range of free resources to help your child learn at home?



The majority of comments taken from the survey revealed that **families have enjoyed using the resources** and **information around starting school has been helpful with school transition**, as well as **advice to help their child’s speech**.

What is your preferred method to receive information that may be useful to your family?



Glossary

Term	Description
Ofsted inspections	Ofsted is responsible for inspecting a range of educational institutions, including early years and childcare settings, state schools and some independent schools.
LSOA	Lower Super Output Areas are geographical areas. They are used to improve the reporting of small area statistics. LSOAs are grouped to have similar population sizes. This means rural areas may be covered by one LSOA whereas an urban area may have many LSOAs.

Data sources

Data Set	Description
Capita download	This is the total dataset of Early Years and Childcare providers in Essex.
DWP Eligible Parents List	Provided to local authorities by the Department for Work and Pensions.
Early Years and Childcare provider collection	This data is collected from each funded provider The summer 2024 data is used in this report.
IDACI Income Deprivation Affecting Children	This index measures the proportion of children under the age of 16 in a local area that live in low income households http://opendatacommunities.org/def/concept/general-concepts/imd/idaci
FEEE Headcount data	Summer 2024
Ofsted download	Data pulled from Ofsted website for 2024
Nomis- Unemployment rates	Unemployment as a percentage of total population- data from Nomis https://www.nomisweb.co.uk/reports/lmp/la/contents.aspx Also available at ECC open data unemployment dashboard https://data.essex.gov.uk/dataset/ep5nz/unemployment-and-job-market-profiles
Essex County Council Parents and Carers survey 2024	Locally produced survey completed in summer term 2024 and shared via ECC website and social media groups

Resources

Description	Hyperlink
Two Year Old Funding	https://www.essex.gov.uk/children-young-people-and-families/early-years-and-childcare/help-childcare-costs/funded-1
3 & 4 Year Old Funding	https://www.essex.gov.uk/children-young-people-and-families/early-years-and-childcare/help-childcare-costs/funded-childcare
EYPP Funding	https://eycp.essex.gov.uk/funding/early-years-pupil-premium/
Disability Access Funding	https://eycp.essex.gov.uk/funding/disability-access-fund/
Short Breaks Scheme	https://shortbreaks.essex.gov.uk/.
IDACI Data	http://opendatacommunities.org/def/concept/general-concepts/imd/idaci
ONS Population Estimates	https://www.ons.gov.uk/peoplepopulationandcommunity/populationandmigration/populationestimates/datasets/populationestimatesforukenglandandwales_scotlandandnorthernireland
ONS Population Projections	https://www.ons.gov.uk/peoplepopulationandcommunity/populationandmigration/populationprojections/datasets/localauthoritiesinenglandtable2
NOMIS Unemployment Data	https://www.nomisweb.co.uk/reports/lmp/la/contents.aspx
ECC Unemployment Dashboard	https://data.essex.gov.uk/dataset/ep5nz/unemployment-and-job-market-profiles